

# MINI 6

GCOS 6 MOD 400

## Guide to Software Documentation

SOFTWARE

SOFTWARE

SOFTWARE

SOFTWARE

SOFTWARE

100

100

100

100

100

100

100

100

100

100



# MINI 6

GCOS 6 MOD 400

## Guide to Software Documentation

---

### Software

**Subject** : Summary GCOS 6 MOD 400 Software and Supporting Software Manual Set.

**Special Instructions** : This manual supersedes the GCOS 6 MOD 400 Software and Documentation Directories 69 A2 CG79 REV2 and 69 A2 8608 REV3 and the Master Index 69 A2 CB28 REV1

**Software Supported** : GCOS 6 MOD 400 Release 3.0,2.2,2.1,2.0 and 0120/0122.  
GCOS 6 MOD 400/DSS Release 2.2,2.0, and 1.1.

**Date** : May 1985

**BULL**  
**CEDOC - CELOG**  
BP 110 Parc Industriel d'Incarville  
27100 VAL DE REUIL - FRANCE

69 A2 CZ01 REV0

© CII HONEYWELL BULL 1985  
Dépot légal  
2ème trimestre 1985

Printed in France

Suggestions and criticisms concerning the form, content, and presentation of this manual are invited. A form is provided at the end of this manual for this purpose.

*This document is issued for information purposes only. It does not involve CII-HB's responsibility in case of damage resulting from its implementation. Corrections or modifications will be made without prior notice and brought to the knowledge of subscribers by appropriate updatings.*

## PREFACE

This document is written for the users of the GCOS 6 MOD 400 operating system. This manual is the lead document of the manual set. The manual is designed to introduce you to the MOD 400 software components and supporting documentation. It does not contain any conceptual or procedural information on the system.

The major topics presented are:

- A software/manual matrix covering both MOD 400 and MOD 400/DSS manuals.
- A software/documentation summary including brief synopses of the manuals.
- Suggestions for using the manual set effectively when performing different functional roles
- A summary of software products available with the MOD 400 system, including brief functional descriptions of the software components.
- A master index.

After reading this manual, you should have a general picture of the system software, and be sufficiently familiar with the manuals to be able to locate the particular kinds of information you require.

A Technical Publications Remarks Form is included at the back of this manual. This form is to be used to record any corrections, changes or additions that will make this manual more useful.

The following conventions are used to indicate the relative levels of headings in this manual:

<u>Level</u>	<u>Heading Format</u>
Level 1 (highest)	<u>ALL CAPITALS, UNDERLINED</u>
Level 2	<u>Initial Capitals, Underlined</u>
Level 3	ALL CAPITALS, NOT UNDERLINED
Level 4	Initial Capitals, Not Underlined

Produced by the GCOS 6 MOD 400  
Software Development Group  
at the University of California, Berkeley

12  
11  
10  
9  
8  
7  
6  
5  
4  
3  
2  
1

12  
11  
10  
9  
8  
7  
6  
5  
4  
3  
2  
1

12  
11  
10  
9  
8  
7  
6  
5  
4  
3  
2  
1



## CONTENTS

SECTION I	SOFTWARE/MANUAL MATRIX .....	1-1
	A. MOD 400 .....	1-1
	B. MOD 400/DSS .....	1-29
SECTION II	SOFTWARE DOCUMENTATION SUMMARY .....	2-1
	Synopsis of Manuals .....	2-1
SECTION III	PROCEDURES FOR USING THE DOCUMENTATION SET .....	3-1
	System Builder's Guide to Manuals .....	3-1
	System Programmer's Guide to Manuals .....	3-2
	Novice User's Guide to Manuals .....	3-3
	Applications Programmer's Guide to Manuals .....	3-4
	Operator's Guide to Manuals .....	3-6
Section IV	MOD 400 SOFTWARE SUMMARY .....	4-01
	Local System Control Software .....	4-02
	File System Software .....	4-03
	Physical Input/Output Software .....	4-03
	Communications Software .....	4-04
	System Building Software .....	4-04
	Editor .....	4-04
	Linker .....	4-04
	Patch .....	4-05
	Debug Facilities .....	4-05
	Dump Facilities .....	4-05
	General Utility Software .....	4-05
	Hardware Simulators .....	4-16
	System Maintenance Facility .....	4-16
	Display Formatting and Control Additional Software.....	4-17
	Intermediate COBOL Compiler .....	4-17
	Advanced COBOL Compiler .....	4-18
	Advanced FORTRAN Compiler .....	4-18
	BASIC Interpreter/Compiler .....	4-18
	Transaction Control Language Compiler .....	4-18
	User Productivity Facility .....	4-18
	Sort/Merge .....	4-19
	Advanced Assembler .....	4-19
	Pascal Compiler/System .....	4-20
	RPG-II Compiler .....	4-20
	Transaction Control Language Facility .....	4-20
	DSA Remote Batch Facility Mini 6/DPS 8 .....	4-20
	Remote Batch Facility Mini 6/DPS 8 .....	4-20

DSA Remote Batch Facility Mini 6/DPS 7 .....	4-22
Remote Batch Facility Mini 6/DPS 7 .....	4-22
Data Entry Facility-II (DEF-II) .....	4-22
Host Resident Facility .....	4-23
File Transmission between Mini 6/DSA and Host Computers .....	4-23
File Transmission between Mini 6 and other Computers..	4-23
2780/3780 Workstation Facility .....	4-24
Hasp Workstation Facility .....	4-25
Programmable Facility/3271 (PF/3271) .....	4-25
Basic Concentration Facility .....	4-25
Distributed Transactional Facility .....	4-25
Networking Operation Software .....	4-26
Secondary Networking Manager .....	4-26

SECTION V	Master Index to MOD400 Publications.....	5-1
-----------	--	-----

### FIGURES

Figure 3-1.	System Builder's Guide to Manuals .....	3-2
Figure 3-2.	System Programmer's Guide to Manuals .....	3-3
Figure 3-3.	Novice User's Guide to Manuals .....	3-4
Figure 3-4.	Application Developer's Guide to Manuals .....	3-5
Figure 3-5.	Operator's Guide to Manuals .....	3-6
Figure 3-6.	Guide for Using Manuals in a Distributed Processing Environment Under MOD400 .....	3-7

### TABLES

Table 1-1.	Software/Manual Directory for Release 3.0 of MOD 400 .....	1-3
Table 1-2.	Software/Manual Directory for Release 2.2 of MOD 400 .....	1-8
Table 1-3.	Software/Manual Directory for Release 2.1 of MOD 400 .....	1-13
Table 1-4.	Software/Manual Directory for Release 2.0 of MOD 400 .....	1-19
Table 1-5.	Software/Manual Directory for Release 0120/0122 of MOD 400 .....	1-25
Table 1-6.	Software/Manual Directory for Release 2.2 of MOD 400/DSS .....	1-30
Table 1-7.	Software/Manual Directory for Release 2.0 of MOD 400/DSS .....	1-35
Table 1-8.	Software/Manual Directory for Release 1.1 of MOD 400/DSS .....	1-40



SECTION I  
SOFTWARE/MANUAL MATRIX

BULL software reference manuals are obtained by submitting a BULL Publications Order Form to the following address:

BULL  
CEDOC-CELOG  
BP110 Parc Industriel d'Incarville  
27100 VAL DE REUIL. FRANCE

BULL software reference manuals are periodically updated to support enhancements and additions to the software. CEDOC can isolate specific editions of a publication only when supplied with the 10- and 11-character order numbers listed in the Tables.

For those publications that have been updated with addenda, two (or more) order numbers are listed. To obtain the base manual (revision n) and all listed addenda, enter the base number only on the Publications Order Form. To obtain a particular addendum, enter only that addendum identifier. For example, to obtain Revision 1, Addendum A, and Addendum B of the GCOS 6 Assembly Language Reference manual Release 2.1, enter order number 69 A2 CB07-01. To obtain only Addendum B, enter order number CB07-01B.

A. MOD 400

Information in the MOD 400 Manual Matrix contained in five major tables:

Table 1-1 is specific to release 3.0 of the MOD 400 Executive and lists the various software product items and software reference manuals usable in that environment.

Table 1-2 is specific to Release 2.2 of the MOD 400 Executive and supporting software

Table 1-3 is specific to release 2.1 of the MOD 400 Executive and supporting software.

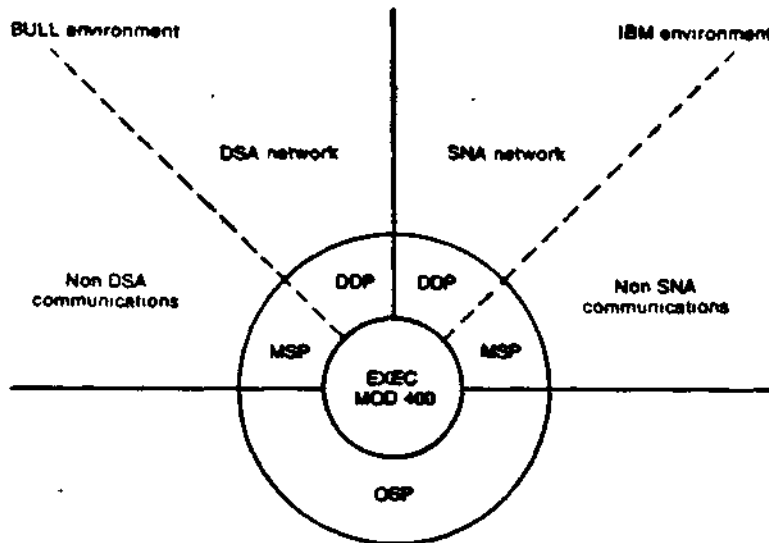
Table 1-4 is specific to Release 2.0 of the MOD 400 Executive and lists the various software product items and software manuals usable in that environment.

Table 1-5 is specific to Release 0120/0122 of the MOD 400 Executive and lists the various software product items and software manuals usable in that environment.

Customers should order software through their local sales representative.

The tables contain no information relative to BULL applications software packages. See your BULL representative for information concerning the availability of applications software and supporting documentation.

Referring to Table 1-1, the new MOD 400 Release 3.0 documentation listing has been constructed to illustrate the new functionalities with which the release will work. These are shown by the figure below.



Stand-alone systems (and secondary links through X 25)

OSP = ON SITE PROCESSING

MSP = MULTI-SITE PROCESSING

DDP = DISTRIBUTED DATA PROCESSING

The abbreviations indicate the following applications:

- OSP for Standalone applications
- MSP-BULL for applications involving links with BULL Systems outside DSA World
- MSP-IBM for applications involving links with IBM Systems outside SNA World
- DDP-BULL for applications involving links to BULL Systems in DSA World
- DDP-IBM for applications involving links to IBM Systems in SNA World.

Each "environment" is not exclusive of the others (such as it was in previous releases).

Example: DSA and SNA on the same Mini 6.

Table 1-1. Software/Manual Directory for Release 3.0 of MOD 400

Software Product Item	Release Number	Manual Title	Order Number	Marketing Identifier
GCOS 6 MOD 400 Executive Operating System	3.0	Guide to Software Documentation	69 A2 CZ01	SHS 1412
		System Building and Administration	69 A2 CZ02	SHS 1412
		System Concepts	69 A2 CZ03	SHS 1412
		System User's Guide	69 A2 CZ04	SHS 1412
		System Programmer's Guide - Volume I	69 A2 CZ05	SHS 1412
		System Programmer's Guide - Volume II	69 A2 CZ06	SHS 1412
		Programmer's Pocket Guide	69 A2 CZ07	SHS 1412
		System Maintenance Facility Administrator's Guide	69 A2 CZ09	SHS 1412
		System Messages	69 A2 CZ16	SHS 1412
		Commands	69 A2 CZ17	SHS 1412
		Data File Organizations and Formats	69 A2 CZ19	SHS 1412
		Display Formatting and Control	69 A2 CZ21	SHS 1412
		Control of Questar/T Auxiliary Components	69 A2 10MU	SHS 1412
		Software Release Bulletin MOD 400	69 A2 28MU	SHS 1412
System Options and Facilities	1.0	Menu Management/Maintenance Guide	69 A2 CZ10	SHS 1412
	1.0	Application Developer's Guide	69 A2 CZ15	SHS 1412
Languages	4.3	Sort/Merge	69 A2 CZ18	SHF 1092
	4.0	Intermediate COBOL	69 A2 CB10	SHL 1252
		Advanced COBOL Reference	69 A2 CZ34	SHL 1332
		Advanced COBOL Quick Reference Guide	69 A2 CZ35	SHL 1332

Table 1-1 (Cont). Software/Manual Directory for Release 3.0 of MOD 400

Software Product Item	Release Number	Manual Title	Order Number	Marketing Identifier
End-User Facilities	3.0	BASIC Reference	69 A2 CZ36	SHL 1302
		BASIC Quick Reference	69 A2 CZ37	SHL 1302
	1.1	Assembly Language (MAP) Reference	69 A2 CZ38	SHL 1412
	2.0	Advanced FORTRAN Reference	69 A2 CZ39	SHL 1272
	1.0	Pascal User's Guide	69 A2 CZ40	SHL 9502
	4.0	RPG-II Reference	69 A2 CZ41	SHL 1262
	2.0	Data Entry Facility II User's Guide	69 A2 CZ47	SHC 1492
		Data Entry Facility II Operator's Quick Reference Guide	69 A2 CZ48	SHC 1492
Transaction and Data Base Subsystems	2.0	Transaction Control Language Facility	69 A2 CZ20	SHS 1202
	2.1	DM6 IDS/II Programmer's Guide	69 A2 CZ52	SHD 1162
		DM6 IDS/II Data Base Administrator's Guide	69 A2 CZ53	SHD 1162
		DM6 IDS/II Reference Card	69 A2 CZ54	SHD 1162
	1.0	DM6 TP Development Reference	69 A2 CZ71	SHS 1142
		DM6 TP Application User's Guide	69 A2 CZ72	SHS 1142
BULL Multi-site Processing (MSP)	3.6	File Transmission Facility Mini 6/Mini 6 User's Guide	69 A2 CZ59	SHC 7822
	3.6	File Transmission Facility Mini 6/DPS 8 User's Guide	69 A2 CZ60	SHC 7822
	2.3	File Transmission Facility Mini 6/DPS 7 User's Guide	69 A2 26MJ	SHC 7822
	4.2	Remote Batch Facility Mini 6/DPS 8 User's Guide	69 A2 CZ66	SHC 7832
	2.3	Remote Batch Facility Mini 6/DPS 7 User's Guide	69 A2 27MJ	SHC 7832
	1.0	Interactive Entry Facility (IEF) II User's Guide	69 A2 CG90	SHC 7842

Table 1-1 (Cont). Software/Manual Directory for Release 3.0 of MOD 400

Software Product Item	Release Number	Manual Title	Order Number	Marketing Identifier
BULL Distributed Data Processing (DDP)	3.45	DSA File Transmission Facility Mini 6/DPS 8 User's Guide	69 A2 14MJ	SHC 7892
		DSA File Transmission Facility Mini 6/Mini 6 User's Guide	69 A2 15MJ	SHC 7892
	2.35	DSA File Transmission Facility Mini 6/DPS 7 User's Guide	69 A2 16MJ	SHC 7822
	4.35	DSA Remote Batch Facility Mini 6/DPS 8 User's Guide	69 A2 11MJ	SHC 78102
	2.35	DSA Remote Batch Facility Mini 6/DPS 7 User's Guide	69 A2 12MJ	SHC 78102
	3.0	DSA Network Messages	69 A2 19MJ	SHC 7852
		DSA Network Overview	69 A2 20MJ	SHC 7852
		DSA System Building Network Supplement	69 A2 21MJ	SHC 7852
		DSA Network Pocket Guide	69 A2 22MJ	SHC 7852
		DSA Network Operator's Guide	69 A2 23MJ	SHC 7852
Network Control and Administration (NCC6)	2.2	DSA In-Line Tests and Verification Operator's Guide	69 A2 24MJ	SHC 7852
		NCC6 Operation Manual	69 A2 9784	SHC 7702
		AUPI Operation Manual	69 A2 9924	SHC 7712
		VIDSA Operation Manual	69 A2 9765	SHC 7732
IBM Multi-Site Processing (IBM-MSP)	2.6	NCC6 Network Operator's Reference card	69 A2 9941	SHC 7702
		BSC Transport Facility User's Guide	69 A2 C262	SHC 7672
	3.2	2780/3780 Workstation Facility User's Guide	69 A2 C263	SHC 1222
	3.2	HASP Workstation Facility User's Guide	69 A2 C264	SHC 1262
2.5	Programmable Facility (PF)/3271 User's Guide	69 A2 C265	SHC 1242	

Table 1-1 (Cont). Software/Manual Directory for Release 3.0 of MOD 400

Software Product Item	Release Number	Manual Title	Order Number	Marketing Identifier
IBM-DDP Distributed Data Processing SNA Transport Facility	1.1	Mini 6/IBM Distributed Data Processing Concepts	69 A2 CR56	SHC 1922
	1.1	SNA Administrators Guide	69 A2 CR57	SHC 7852
	1.1	SNA Interactive Terminal Facility User's Guide	69 A2 CR58	SHC 1412
	1.1	SNA Remote Job Entry Facility User's Guide	69 A2 CR59	SHC 1922
	1.1	SNA File Transmission Facility User's Guide	69 A2 CR60	SHC 2262
	1.1	SNA Host System Programmer's Guide	69 A2 GB88	SHC 1902
	3.0	DARTS User's guide	69 A2 CZ74	SHS 1412
Multi-Domains Communication Facilities (BULL OPS,MSP,DDP)	230	BCF/DTF Subsystem Overview	69 A2 01MU	SHC 7652 ✓
	230	BCF/DTF Subsystem Implementation Guide	69 A2 02MU	SHC 7652 ✓
Basic Concentration Facility Distributed Transactional Facility	230	BCF/DTF Subsystem Operator's Guide	69 A2 03MU	SHC 7652 ✓
	230	DTF Programmer's Guide	69 A2 04MU	SHC 7652 ✓
	230	BCF/DTF Subsystems Error Messages and Abort Codes	69 A2 05MU	SHC 7652 ✓
	230	BCF/DTF Subsystems Pocket Guide	69 A2 06MU	SHC 7652 ✓
	3.0	VIDEOTEK User's Guide	69 A2 08MU	SHC 7632

Table 1-1 (Cont). Software/Manual Directory for Release 3.0 of MOD 400

Software Product Item	Release Number	Manual Title	Order Number	Marketing Identifier
Communications Programmatic Interface		<u>Secondary and Primary Network</u>		
	3.0	X25 Programmatic Interface User's Guide	69 A2 09MJ	SHC 7172
	3.0	Secondary Public Data Network User's Guide	69 A2 25MJ	SHC 7872

A software release bulletin accompanies each software product item received from BULL. The user should consult this before using the software. See your BULL representative if a copy of the SRB is not available.

Additionally, the following publications provide supplementary information:

- Mini 6 Communications Handbook (69 A1 AT97)
- Mini 6 Microcomputer Systems Handbook (69 A1 CC71)

Table 1-2. Software/Manual Directory for Release 2.2 of MOD 400

Supporting Documentation (See Note 1 Page 1-12)

Software Product Item	Release Number	Manual Title	Order Number
GCOS 6 MOD 400 Executive	2.1	GCOS 6 MOD 400 Software and Documentation Directory	69 A2 CG79-02
		GCOS 6 Program Preparation	69 A2 CB01-02
		Addendum A	69 A2 CB01-02A
		Addendum B	69 A2 CB01-02B
		Addendum C	69 A2 CB01-02C
		Addendum D	69 A2 CB01-02D
		Addendum E	69 A2 CB01-02E
		GCOS 6 Commands	69 A2 CB02-04
		Addendum A	69 A2 CB02-04A
		GCOS 6 Communications Processing	69 A2 CB03-03
		Addendum A	69 A2 CB03-03A
		Addendum B	69 A2 CB03-03B
		GCOS 6 Data File Organizations and Formats	69 A2 CB05-04
		Addendum A	69 A2 CB05-04A
		Addendum B	69 A2 CB05-04B
		GCOS 6 System Messages	69 A2 CB06-04
		Addendum A	69 A2 CB06-04A
		Addendum B	69 A2 CB06-04B
		GCOS 6 MOD 400 System Concepts	69 A2 CB20-01
	Addendum A	69 A2 CB20-01A	
GCOS 6 MOD 400 Program Execution and Checkout	69 A2 CB21-02		
GCOS 6 MOD 400 Programmer's Guide	69 A2 CB22-01		
Addendum A	69 A2 CB22-01A		
GCOS 6 MOD 400 System Building	69 A2 CB23-03		
Addendum A	69 A2 CB23-03A		
GCOS 6 MOD 400 Operator's Guide	69 A2 CB24-03		
GCOS 6 MOD 400 Programmer's Pocket Guide	69 A2 CB27-03		
GCOS 6 MOD 400 Master Index	See Note 2 Page 1-12.		
2.70	Display Formatting and Control	69 A2 CD46-03	



Table 1-2 (Cont). Software/Manual Directory for Release 2.2 of MOD 400

## Supporting Documentation (See Note 1)

Software Product Item	Release Number	Manual Title	Order Number
GCOS 6 MOD 400 Executive (Cont).	2.10	Display Formatting and Control Control of QUESTAR/T Auxiliary Components	69 A2 8502-02
Assembler and Macro Preprocessor	2.1	GCOS 6 Assembly Language Reference	69 A2 CB07-02
		GCOS 6 System Service Macro Calls	69 A2 CB08-02
		Addendum A	69 A2 CB08-02A
		Addendum B	69 A2 CB08-02B
		Addendum C	69 A2 CB08-02C
		Addendum D	69 A2 CB08-02D
		Addendum E	69 A2 CB08-02E
Addendum F	69 A2 CB08-02F		
RPG	4.00	GCOS 6 RPG Reference	69 A2 CB09-01
Intermediate COBOL	3.10	GCOS 6 Intermediate COBOL Reference	69 A2 CB10-01
		Addendum A	69 A2 CB10-01A
		Addendum B	69 A2 CB10-01B
Advanced COBOL	3.00	GCOS 6 Advanced COBOL Reference	69 A2 CB14-00
		Addendum A	69 A2 CB14-00A
		Addendum B	69 A2 CB14-00B
BASIC Interpreter	2.00	GCOS 6 BASIC Reference	69 A2 CB11-00
		Addendum A	69 A2 CB11-00A
BASIC Interpreter/Compiler	2.00	GCOS 6 BASIC Reference	69 A2 CB11-00
		Addendum A	69 A2 CB11-00
BASIC Runtime Services	2.00	GCOS 6 BASIC Reference	69 A2 CB11-00
		Addendum A	69 A2 CB11-00A

Table 1-2 (Cont). Software/Manual Directory for Release 2.2 of MOD 400

Software Product Item	Release Number	Manual Title	Order Number
FORTRAN	3.0	GCOS 6 FORTRAN Reference Addendum A	69 A2 CB13-00 69 A2 CB13-00A
Advanced FORTRAN	1.0	GCOS 6 Advanced FORTRAN Reference Addendum A	69 A2 CB18-00 69 A2 CB18-00A
Transaction Control Language Facility	1.0	GCOS 6 MOD 400 Transaction Control Language Facility	69 A2 CG80-00
Data Entry Facility I	3.2	Data Entry Facility-I User's Guide  Data Entry Facility-I Operator's Quick Reference Guide	69 A2 CB31-02  69 A2 CB32-01
Data Entry Facility-II	2.0	Data Entry Facility-II User's Guide	69 A2 CG70-01
Remote Batch Facility/66	4.1	Remote Batch Facility/66 User's Guide Addendum A	69 A2 CB30-01 69 A2 CB30-01A
Remote Batch Facility/64	2.15	Remote Batch Facility/64 User's Guide	69 A2 CF11-01
Distributed Transactional Facility and Basic Concentration Facility	220	BCF/DTF Subsystems Implementation Guide	69 A2 9544-01
		DTF Subsystems Programming Guide	69 A2 9417-01
	220	BCF/DTF Subsystems - Guide to Operation and Use	69 A2 9200-01
		BCF/DTF Subsystems - Error Messages & Abort Codes	69 A2 9202-00
		BCF/DTF Subsystems Pocket Guide	69 A2 8793-00
Sort/Merge	4.2	GCOS 6 Sort/Merge Addendum A Addendum B Addendum C Addendum D Addendum E	69 A2 CB04-01 69 A2 CB04-01A 69 A2 CB04-01B 69 A2 CB04-01C 69 A2 CB04-01D 69 A2 CB04-01E

Table 1-2 (Cont). Software/Manual Directory for Release 2.2 of MOD 400

Supporting Documentation (See Note 1, page 1-12)

Software Product Item	Release Number	Manual Title	Order Number
File Transmission Facility BULL Host	3.55	Mini 6/Mini 6 File Transmission Facility User's Guide Addendum A Addendum B	69 A2 CB33-01  69 A2 CB33-01A 69 A2 CB33-01B
		Mini 6/64 DPS 7 File Transmission Facility User's Guide	69 A2 CB35-01
		Mini 6/66 DPS File Transmission Facility User's Guide	69 A2 CB36-02
File Transmission Facility Non-BULL Host	2.4	Mini 6/BSC 2780/3780 File Transmission Facility User's Guide Addendum A	69 A2 CB38-01  69 A2 CB38-01A
Interactive Entry Facility	1.0	Interactive Entry Facility-II User's Guide	69 A2 CG90-00

Table 1-2 (Cont). Software/Manual Directory for Release 2.2 of MOD 400

Supporting Documentation (See Note 1)

Software Product Item	Release Number	Manual Title	Order Number
2780/3780 Workstation Facility	3.1	2780/3780 Workstation Facility User's Guide	69 A2 CB40-02
HASP Workstation Facility	3.1	HASP Workstation Facility User's Guide	69 A2 CB41-03
Programmable Facility/3271	2.4	3270 Interactive Function User's Guide	69 A2 CB48-00

NOTES:

1. A software release bulletin accompanies each software product item received from BULL. The user should consult the software release bulletin before using the software. See your BULL representative if a copy of the software release bulletin is not available. Additionally, the following publications provide supplementary information; Mini 6 Communications Handbook (69 A1 AT97), Mini 6 Minicomputer Systems Handbook (69 A1 CC71), and the Online Test and Verification Operator's Guide (69 A1 CD18).
2. The Master Index is an accurate guide to subject matter in MOD 400 manuals. The order number for the Master Index is 69 A2 CB28-01.
3. Currently available host resident software includes: Release 3.0 of the 66/DPS Host Resident Facility Program Development System, Release 3.0 of the 66/DPS Host Resident Facility COBOL Compiler, and Release 3.0 of the 66/DPS Host Resident Facility FORTRAN Compiler.

Table 1-3. Software/Manual Directory for Release 2.1 of MOD 400

Supporting Documentation (See Note 1, page 1-17)

Software Product Item	Release Number	Manual Title	Order Number
GCOS 6 MOD 400 Executive	2.1	GCOS 6 MOD 400 Software and Documentation Directory	69 A2 CG79-01
		GCOS 6 Program Preparation Addendum A	69 A2 CB01-02
		Addendum B	69 A2 CB01-02A
		Addendum C	69 A2 CB01-02B
			69 A2 CB01-02C
		GCOS 6 Commands	69 A2 CB02-04
		Addendum A	69 A2 CB02-04A
		GCOS 6 Communications	69 A2 CB03-03
		Processing	69 A2 CB03-03A
		Addendum A	69 A2 CB03-03A
		GCOS 6 Data File Organiza-	69 A2 CB05-04
		tions and Formats	69 A2 CB05-04A
		Addendum A	69 A2 CB05-04A
		GCOS 6 System Messages	69 A2 CB06-03
		GCOS 6 MOD 400 System	69 A2 CB20-01
Concepts	69 A2 CB20-01A		
Addendum A	69 A2 CB20-01A		
GCOS 6 MOD 400 Program	69 A2 CB21-01		
Execution and Checkout	69 A2 CB21-01		
GCOS 6 MOD 400 Programmer's	See Note 2		
Guide	See Note 2		
GCOS 6 MOD 400 System	69 A2 CB23-03		
Building	69 A2 CB23-03		
GCOS 6 MOD 400 Operator's	69 A2 CB24-03		
Guide	69 A2 CB24-03		
GCOS 6 MOD 400 Programmer's	See Note 3		
Pocket Guide	See Note 3		
GCOS 6 MOD 400 Master Index	See Note 4		
Display Formatting and	69 A2 CD46-02		
Control	69 A2 CD46-02		

Table 1-3 (Cont). Software/Manual Directory for Release 2.1 of MOD 400

Supporting Documentation (See Note 1, page 1-17)

Software Product Item	Release Number	Manual Title	Order Number
Assembler and Macro Preprocessor	2.1	GCOS 6 Assembly Language Reference	69 A2 CB07-01
		Addendum A	69 A2 CB07-01A
		Addendum B	69 A2 CB07-01B
		Addendum C	69 A2 CB07-01C
		Addendum D	69 A2 CB07-01D
		GCOS 6 System Service Macro Calls	69 A2 CB08-02
		Addendum A	69 A2 CB08-02A
		Addendum B	69 A2 CB08-02B
		Addendum C	69 A2 CB08-02C
RPG	4.0	GCOS 6 RPG Reference	69 A2 CB09-01
Entry-Level COBOL	2.1	GCOS 6 Entry-Level COBOL Reference	69 A2 CB12-00
		Addendum A	69 A2 CB12-00A
Intermediate COBOL	3.0	GCOS 6 Intermediate COBOL Reference	69 A2 CB10-01
		Addendum A	69 A2 CB10-01A
		Addendum B	69 A2 CB10-01B
Advanced COBOL	1.0	GCOS 6 Advanced COBOL Reference	69 A2 CB14-00
		Addendum A	69 A2 CB14-00A
BASIC Interpreter	1.0	GCOS 6 BASIC Reference	69 A2 CB11-00
		GCOS 6 BASIC Quick Reference Guide	69 A2 CB17-00
BASIC Interpreter/Compiler	1.0	GCOS 6 BASIC Reference	69 A2 CB11-00
		GCOS 6 BASIC Quick Reference Guide	69 A2 CB17-00

Table 1-3 (Cont). Software/Manual Directory for Release 2.1 of MOD 400

Software Product Item	Release Number	Manual Title	Order Number
FORTRAN	3.0	GCOS 6 FORTRAN Reference Addendum A	69 A2 CB13-00 69 A2 CB13-00A
Advanced FORTRAN	1.0	GCOS 6 Advanced FORTRAN Reference Addendum A	69 A2 CB18-00 69 A2 CB18-00A
Transaction Control Language Facility	1.0	GCOS 6 MOD 400 Transaction Control Language Facility	69 A2 CG80-00
Data Entry Facility I	3.2	Data Entry Facility-I User's Guide  Data Entry Facility-I Operator's Quick Reference Guide	69 A2 CB31-02  69 A2 CB32-01
Data Entry Facility-II	2.0	Data Entry Facility-II User's Guide Addendum A	69 A2 CG70-01
Remote Batch Facility/66	4.1	Remote Batch Facility/66 User's Guide Addendum A	69 A2 CB30-01 69 A2 CB30-01A
Remote Batch Facility/64	1.0	Remote Batch Facility/64 User's Guide	69 A2 CF11-00
Distributed Transactional Facility	210	DTF-Distributed Transactional Facility User's Guide	69 A2 7691-04
Basic Concentration Facility	210	Basic Concentration Facility (BCF) User's Guide	69 A2 8487-02
Sort/Merge	4.1	GCOS 6 Sort/Merge Addendum A Addendum B Addendum C Addendum D	69 A2 CB04-01 69 A2 CB04-01A 69 A2 CB04-01B 69 A2 CB04-01C 69 A2 CB04-01D

Table 1-3 (Cont). Software/Manual Directory for Release 2.1 of MOD 400

Supporting Documentation (See Note 1)

Software Product Item	Release Number	Manual Title	Order Number		
File Transmission Facility BULL Host	3.4	Mini 6/Mini 6 File Transmission Facility User's Guide Addendum A Addendum B	69 A2 CB33-01 69 A2 CB33-01A 69 A2 CB33-01B		
		Mini 6/64 DPS (Native) File Transmission Facility User's Guide Addendum A Addendum B	69 A2 CB35-00 69 A2 CB35-00A 69 A2 CB35-00B		
		Mini 6/66 DPS File Transmission Facility User's Guide	69 A2 CB36-02		
		File Transmission Facility Non-BULL Host	2.4	Mini 6/BSC 2780/3780 File Transmission Facility User's Guide Addendum A	69 A2 CB38-01 69 A2 CB38-01A



Table 1-3 (Cont). Software/Manual Directory for Release 2.1 of MOD 400

## Supporting Documentation (See Note 1)

Software Product Item	Release Number	Manual Title	Order Number
2780/3780 Workstation Facility	3.1	2780/3780 Workstation Facility User's Guide	69 A2 CB40-02
HASP Workstation Facility	3.0	HASP Workstation Facility User's Guide	69 A2 CB41-02
Host Resident Facility	See Note 5	66/DPS Host Resident Facility User's Guide	69 A2 CB42-02
Programmable Facility/3271	2.3	3270 Interactive Function User's Guide	69 A2 CB48-00

## NOTES:

1. A software release bulletin accompanies each software product item received from BULL. The user should consult the software release bulletin before using the software. See your BULL representative if a copy of the software release bulletin is not available. Additionally, the following publications provide supplementary information; Mini 6 Communications Handbook (69 A1 AT97), Mini 6 Minicomputer Systems Handbook (69 A1 CC71), and the Online Test and Verification Operator's Guide (69 A1 CD18).
2. The MOD 400 Programmer's Guide was written for the new user. It contains sample procedures for performing often-invoked user functions. The order number for this manual is 69 A2 CB22-01.
3. The MOD 400 Programmer's Pocket Guide is a handy reference tool that contains a summary of the commands and directives for all system utilities. The order number for this manual is 69 A2 CB27-03.

4. The Master Index is an accurate guide to subject matter in MOD 400 manuals. The order number for the Master Index is 69 A2 CB28-01.
5. Currently available host resident software includes: Release 3.0 of the 66/DPS Host Resident Facility Program Development System, Release 3.0 of the 66/DPS Host Resident Facility COBOL Compiler, and Release 3.0 of the 66/DPS Host Resident Facility FORTRAN Compiler.

Table 1-4. Software/Manual Directory for Release 2.0 of MOD 400

Supporting Documentation (See Note 1, page 1-23)

Software Product Item	Release Number	Manual Title	Order Number
GCOS 6 MOD 400 Executive	2.0	GCOS 6 MOD 400 Software and Documentation Directory	69 A2 CG79-00
		GCOS 6 Program Preparation Addendum A	69 A2 CB01-02
		Addendum B	69 A2 CB01-02A
		Addendum C	69 A2 CB01-02B
			69 A2 CB01-02C
		GCOS 6 Commands	69 A2 CB02-04
		GCOS 6 Communications Processing	69 A2 CB03-03
		GCOS 6 Data File Organizations and Formats	69 A2 CB05-04
		GCOS 6 System Messages	69 A2 CB06-03
		GCOS 6 MOD 400 System Concepts	69 A2 CB20-01
		GCOS 6 MOD 400 Program Execution and Checkout	69 A2 CB21-01
		GCOS 6 MOD 400 Programmer's Guide	See Note 2 (page 1-23)
		GCOS 6 MOD 400 System Building	69 A2 CB23-02
		GCOS 6 MOD 400 Operator's Guide	69 A2 CB24-02
		GCOS 6 MOD 400 Programmer's Pocket Guide	See Note 3 (page 1-24)
GCOS 6 MOD 400 Master Index	See Note 4 (page 1-24)		
Display Formatting and Control	69 A2 CD46-01		
Addendum A	69 A2 CD46-01A		

Table 1-4 (Cont). Software/Manual Directory for Release 2.0 of MOD 400

Supporting Documentation (See Note 1, page 1-23)

Software Product Item	Release Number	Manual Title	Order Number
Assembler and Macro Preprocessor	2.1	GCOS 6 Assembly Language Reference	69 A2 CB07-01
		Addendum A	69 A2 CB07-01A
		Addendum B	69 A2 CB07-01B
		Addendum C	69 A2 CB07-01C
		Addendum D	69 A2 CB07-01D
		GCOS 6 System Service Macro Calls	69 A2 CB08-02
Addendum A	69 A2 CB08-02A		
Addendum B	69 A2 CB08-02B		
RPG (See Note 5)	4.0	GCOS 6 RPG Reference	69 A2 CB09-01
Entry-Level COBOL (See Note 5)	2.1	GCOS 6 Entry-Level COBOL Reference	69 A2 CB12-00
		Addendum A	69 A2 CB12-00A
Intermediate COBOL (See Note 5)	3.0	GCOS 6 Intermediate COBOL Reference	69 A2 CB10-01
		Addendum A	69 A2 CB10-01A
		Addendum B	69 A2 CB10-01B
Advanced COBOL	1.0	GCOS 6 Advanced COBOL Reference	69 A2 CB14-00
		Addendum A	69 A2 CB14-00A
BASIC Interpreter	1.0	GCOS 6 BASIC Reference	69 A2 CB11-00
		GCOS 6 BASIC Reference Guide	69 A2 CB17-00
BASIC Interpreter/Compiler	1.0	GCOS 6 BASIC Reference	69 A2 CB11-00
		GCOS 6 BASIC Reference Guide	69 A2 CB17-00

Table 1-4 (Cont). Software/Manual Directory for Release 2.0 of MOD 400

Supporting Documentation (See Note 1, page 1-23)

Software Product Item	Release Number	Manual Title	Order Number
FORTTRAN (See Note 5)	3.0	GCOS 6 FORTRAN Reference Addendum A	69 A2 CB13-00 69 A2 CB13-00A
Advanced FORTRAN	1.0	GCOS 6 Advanced FORTRAN Reference	69 A2 CB18-00
Transaction Control Language Facility	1.0	GCOS 6 MOD 400 Transaction Control Language Facility	69 A2 CG80-00
Data Entry Facility I	3.1	Data Entry Facility-I User's Guide  Data Entry Facility-I Operator's Quick Reference Guide	69 A2 CB31-02  See Note 6 (page 1-24)
Data Entry Facility-II	1.0	Data Entry Facility-II User's Guide	69 A2 CG70-00
Remote Batch Facility/66	4.0	Remote Batch Facility/66 User's Guide	69 A2 CB30-01
Remote Batch Facility/64	1.0	Remote Batch Facility/64 User's Guide	69 A2 CF11-00
Sort/Merge	4.0	GCOS 6 Sort/Merge Addendum A Addendum B	69 A2 CB04-01 69 A2 CB04-01A 69 A2 CB04-01B
Distributed Transactional Facility	120  200	DTF-Distributed Transactional Facility User's Guide	69 A2 7691-02  69 A2 7691-03
Basic Concentration Facility	120  200	Basic Concentration Facility (BCF) User's Guide	69 A2 8487-00  69 A2 8487-01

Table 1-4 (Cont). Software/Manual Directory for Release 2.0 of MOD 400

Supporting Documentation (See Note 1, page 1-23)

Software Product Item	Release Number	Manual Title	Order Number
File Transmission Facility BULL Host	3.3	Mini 6/Mini 6 File Transmission Facility User's Guide	69 A2 CB33-01
		Addendum A	69 A2 CB33-01A
		Addendum B	69 A2 CB33-01B
		Mini 6/Level 62 File Transmission Facility User's Guide	69 A2 CB34-01
		Mini 6/64 DPS (Native) File Transmission Facility User's Guide	69 A2 CB35-00
		Addendum A	69 A2 CB35-00A
		Addendum B	69 A2 CB35-00B
		Mini 6/66 DPS File Transmission Facility User's Guide	69 A2 CB36-01
		Addendum A	69 A2 CB36-01A
		Addendum B	69 A2 CB36-01B
File Transmission Facility Non-BULL Host	2.3	Mini 6/BSC 2780/3780 File Transmission Facility User's Guide	69 A2 CB38-01
		Addendum A	69 A2 CB38-01A

Table 1-4 (Cont). Software/Manual Directory for Release 2.0 of MOD 400

Supporting Documentation (See Note 1)

Software Product Item	Release Number	Manual Title	Order Number
2780/3780 Workstation Facility	3.0	2780/3780 Workstation Facility User's Guide	69 A2 CB40-02
HASP Workstation Facility	2.1	HASP Workstation Facility User's Guide	69 A2 CB41-01
Host Resident Facility	See Note 7	66/DPS Host Resident Facility User's Guide	69 A2 CB42-02
Interactive Function	1.2	Interactive Function User's Guide Addendum A	69 A2 CB44-01 69 A2 CB44-01A
Programmable Facility/3271	2.2	3270 Interactive Function User's Guide	69 A2 CB48-00

NOTES:

1. A software release bulletin accompanies each software product item received from BULL. The user should consult the software release bulletin before using the software. See your BULL representative if a copy of the software release bulletin is not available. Additionally, the following publications provide supplementary information; Mini 6 Communications Handbook (69 A1 AT97), Mini 6 Minicomputer Systems Handbook (69 A1 CC71), and the Online Test and Verification Operator's Guide (69 A1 CD18).
2. The MOD 400 Programmer's Guide was written for the new user. It contains sample procedures for performing often-invoked user functions. The order number for this manual is 69 A2 CB22-01.

3. The MOD 400 Programmer's Pocket Guide is a handy reference tool that contains a summary of the commands and directives for all system utilities. The order number for the manual is 69 A2 CB27-02.
4. The Master Index is an accurate guide to the subject matter in MOD 400 manuals. The order number is 69 A2 CB28-01.
5. Bound units created with the previous version of this compiler will execute under control of Release 2.0 of the MOD 400 Executive. The previous version of the language compiler is as follows:
  - Release 0301 of RPG
  - Release 0205 of Entry COBOL
  - Release 0210 of Intermediate COBOL
  - Release 0200 of FORTRAN
6. The DEF-I Operator's Quick Reference Guide is a pocket-size summary of the DEF-I procedures in easy-to-reference format. The current edition of the manual is 69 A2 CB32-01. This edition of the manual was originally issued in support of Release 0300 of DEF-I but can also be used with Release 0300 of DEF-I
7. Currently available host resident software includes: Release 3.0 of the 66/DPS Host Resident Facility Program Development System, Release 3.0 of the 66/DPS Host Resident Facility COBOL Compiler, and Release 2.0 of the 66/DPS Host Resident Facility FORTRAN Compiler.



Table 1-5. Software/Manual Directory for Release 0120/0122  
of the MOD 400 Executive

Supporting Documentation			
Software Product Item	Order Number	Manual Title	Revision Number and Required Addenda (if any)
MOD 400 Executive (Release 0120 or 0122)  (Release 0122 enables certain separately priced Components to send/receive data using LHDLC)	69 A2 CB01 69 A2 CB01A	GCOS 6 Program Preparation	Revision 2 Addendum A
	69 A2 CB02	GCOS 6 Commands	Revision 2
	69 A2 CB03	GCOS 6 Communications Processing	Revision 2
	69 A2 CB05	GCOS 6 Data File Organizations and Formats	Revision 2 Addendum A
	69 A2 CB06	GCOS 6 System Messages	Revision 1
	69 A2 CB20 69 A2 CB20A 69 A2 CB20B 69 A2 CB20-000	GCOS 6 MOD 400 Concepts	Revision 0 Addendum A Addendum B Addendum C
	69 A2 CB21	GCOS 6 MOD 400 Program Execution and Checkout	Revision 0 Addendum A Addendum B
	69 A2 CB22 69 A2 CB22A	GCOS 6 MOD 400 Programmer's Guide	Revision 0 Addendum A
	69 A2 CB23 69 A2 CB23A 69 A2 CB23-01	GCOS 6 MOD 400 System Building	Revision 1 Addendum A Addendum B
	69 A2 CB24	GCOS 6 MOD 400 Operator's Guide	Revision 1
	69 A2 CB27-01	GCOS 6 MOD 400 Programmer's Pocket Guide	Revision 1
	69 A2 CB28-01	GCOS 6 MOD 400 Master Index	Revision 1
	69 A2 CD46	Display Formatting and Control	Revision 0

Table 1-5 (Cont). Software/Manual Directory for Release 0120/0122  
of the MOD 400 Executive

Supporting Documentation

Software Product Item	Order Number	Manual Title	Revision Number and Required Addenda (if any)
Sort/Merge (Release 0400)	69 A2 CB04-01	GCOS 6 Sort/Merge	Revision 1
Assembler/Macro Preprocessor (Release 0110)	69 A2 CB07 69 A2 CB07A	GCOS 6 Assembly Language Reference	Revision 1 Addendum A
	69 A2 CB08	GCOS 6 System Services Macro Calls	Revision 2
RPG (Release 0301)	69 A2 CB09 69 A2 CB09A	GCOS 6 RPG Reference	Revision 0 Addendum A
Intermediate COBOL (Release 0210)	69 A2 CB10 69 A2 CB10A	GCOS 6 Intermediate COBOL Reference	Revision 1 Addendum A
Entry-Level COBOL (Release 0205)	69 A2 CB12	GCOS 6 Entry-Level COBOL Reference	Revision 0
FORTRAN (Release 0200)	69 A2 CB13	GCOS 6 FORTRAN Reference	Revision 0
Advanced COBOL (Release 0100)	69 A2 CB14-00	GCOS 6 Advanced COBOL Reference	Revision 0
	69 A2 CB15-00	GCOS 6 COBOL Pocket Guide	Revision 0
Remote Batch Facility/66 (Release 0300) (When used in conjunction with Release 0122 of the Executive, data can be sent/ received using LHDLC)	69 A2 CB30 69 A2 CB30A 69 A2 CB30B	Remote Batch Facility User's Guide	Revision 0 Addendum A Addendum B

Table 1-5 (Cont). Software/Manual Directory for Release 0120/0122  
of the MOD 400 Executive

Supporting Documentation			
Software Product Item	Order Number	Manual Title	Revision Number and Required Addenda (if any)
Data Entry Facility (Release 0300)	69 A2 CB31 69 A2 CB31A	Data Entry Facility User's Guide	Revision 1 Addendum A
	69 A2 CB32	Data Entry Facility Operator's Quick Reference Guide	Revision 1
File Transmission Facility - BULL Host (Release 0300/0301) (When Release 0301 of the FTF is used with Release 0122 of the MOD 400 Executive, data can be sent/received using LHDLIC)	69 A2 CB33 69 A2 CB33A	Mini 6/Mini 6 File Transmission Facility User's Guide	Revision 1 Addendum A
	69 A2 CB34	Mini 6/Level 62 File Transmission Facility User's Guide	Revision 1
	69 A2 CB35 69 A2 CB35A 69 A2 CB35B	Mini 6/64 DPS (Native) File Transmission Facility User's Guide	Revision 0 Addendum A Addendum B
	69 A2 CB36 69 A2 CB36A	Mini 6/66 DPS File Transmission Facility User's Guide	Revision 1 Addendum A
	69 A2 CB37 69 A2 CB37A	Mini 6/Series 200/2000 File Transmission Facility User's Guide	Revision 0 Addendum A
	69 A2 CB39 69 A2 CB39A	Mini 6/64 DPS (Emulator) File Transmission Facility User's Guide	Revision 0 Addendum A
File Transmission Facility - Non-BULL Host (Release 0201)	69 A2 CB38 69 A2 CB38A	Mini 6/BSC 2780/3780 File Transmission Facility User's Guide	Revision 1 Addendum A

Table 1-5 (Cont). Software/Manual Directory for Release 0120/0122  
of the MOD 400 Executive

Supporting Documentation			
Software Product Item	Order Number	Manual Title	Revision Number and Required Addenda (if any)
2780/3780 Workstation Facility (Release 0200)	69 A2 CB40	2780/3780 Workstation Facility User's Guide	Revision 1
HASP Workstation Facility (Release 0200)	69 A2 CB41	HASP Workstation Facility User's Guide	Revision 1
Host Resident Facility (PDS - Release 0200 FORTRAN - Release 0200 COBOL - Release 0205)	69 A2 CB42	Mini 6 Host Resident Facility User's Guide	Revision 1
Interactive Function (Release 0100/0101) (When Release 0101 of the IF is used with Release 0121 of the Executive, data can be sent/received using LHDLC)	69 A2 CB44 69 A2 CB44-00A	Interactive Function User's Guide	Revision 0 Addendum A
Remote Batch Facility/64 (Release 0100)	69 A2 CF11-00	Remote Batch Facility/64 User's Guide	Revision 0
Distributed Transactional Facility	69 A2 7691	Distributed Transactional Facility (DTF) User's Guide	Revision 0 Revision 1

B. MOD 400/DSS

Information in the MOD 400/DSS Manual matrix is contained in three tables:

Table 1-6 is specific to release 2.2 of the MOD 400/DSS Executive and lists the various software product items and software reference manuals usable in that environment.

Table 1-7 is specific to Release 2.0 of the MOD 400/DSS Executive and supporting software

Table 1-8 is specific to release 1.1 of the MOD 400/DSS Executive and supporting software.

Table 1-6. Software/Manual Directory for Release 2.2 of MOD 400/DSS

Supporting Documentation (See Note 1, page 1-34)

Software Product Item	Release Number	Manual Title	Order Number
GCOS 6 MOD 400/DSS Executive	2.0	GCOS 6 MOD 400/DSS Software and Documentation Directory	69 A2 8608-03
		GCOS 6 Program Preparation	69 A2 CB01-02
		Addendum A	69 A2 CB01-02A
		Addendum B	69 A2 CB01-02B
		Addendum C	69 A2 CB01-02C
		GCOS 6 MOD 400/DSS Commands	69 A2 8363-01
		GCOS 6 MOD 400/DSS Communications Processing	69 A2 8362-01
		GCOS 6 Data File Organizations and Formats	69 A2 CB05-04
		Addendum A	69 A2 CB05-04A
		GCOS 6 MOD 400/DSS System Messages	69 A2 8364-01
		Addendum A	69 A2 8364-01A
		GCOS 6 MOD 400/DSS System Concepts	69 A2 8039-01
		Addendum A	69 A2 8039-01A
		GCOS 6 MOD 400 Program Execution and Checkout	69 A2 CB21-01
GCOS 6 MOD 400 Programmer's Guide	See Note 2 (page 1-34)		
GCOS 6 MOD 400/DSS System Building	69 A2 8041-01		
Addendum A	69 A2 8041-01A		
Addendum B	69 A2 8041-01B		
GCOS 6 MOD 400/DSS Operator's Guide	69 A2 8040-01		
Addendum A	69 A2 8040-01A		

Table 1-6 (Cont). Software/Manual Directory for Release 2.2 of  
MOD 400/DSS

Supporting Documentation (See Note 1, page 1-34)

Software Product Item	Release Number	Manual Title	Order Number
		GCOS 6 MOD 400/DSS Programmer's Pocket Guide	69 A2 8365-03 See Note 3
		Display Formatting and Control	69 A2 CD46-03
Assembler and Macro Preprocessor	2.1	GCOS 6 Assembly Language Reference Addendum A Addendum B Addendum C Addendum D	69 A2 CB07-01 69 A2 CB07-01A 69 A2 CB07-01B 69 A2 CB07-01C 69 A2 CB07-01D
		GCOS 6 System Service Macro Calls Addendum A Addendum B Addendum C	69 A2 CB08-02 69 A2 CB08-02A 69 A2 CB08-02B 69 A2 CB08-02C
Intermediate COBOL	3.0	GCOS 6 Intermediate Reference Addendum A Addendum B	69 A2 CB10-01 (See Note 5) 69 A2 CB10-01A 69 A2 CB10-01B
Advanced COBOL	1.0	GCOS 6 Advanced COBOL Reference Addendum A	69 A2 CB14-00 69 A2 CB14-00A

Table 1-6 (Cont). Software/Manual Directory for Release 2.2 of  
MOD 400/DSS

Supporting Documentation (See Note 1, page 1-34)

Software Production	Release Number	Manual Title	Order Number
BASIC Interpreter	1.0	GCOS 6 BASIC Reference GCOS 6 BASIC Reference Guide	69 A2 CB11-00 69 A2 CB17-00
BASIC Interpreter/Compiler	1.0	GCOS 6 BASIC Reference GCOS 6 BASIC Reference Guide	69 A2 CB11-00 69 A2 CB17-00
FORTRAN (See Note 5) (page 1-34)	3.0	GCOS 6 FORTRAN Reference Addendum A	69 A2 CB13-00 69 A2 CB13-00A
Advanced FORTRAN	1.0	GCOS 6 Advanced FORTRAN Reference Addendum A	69 A2 CB18-00 69 A2 CB18-00A
Data Entry Facility-II	2.0	Data Entry Facility-II User's Guide	69 A2 CG70-01
Remote Batch Facility/66	415	Remote Batch Facility/66 User's Guide	69 A2 8043-01
Remote Batch Facility/64	215	Remote Batch Facility/64 User's Guide Addendum A Addendum B	69 A2-8045-00 69 A2-8045-00A 69 A2-8045-00B
Sort/Merge	4.1	GCOS 6 Sort/Merge Addendum A Addendum B Addendum C Addendum D	69 A2 CB04-01 69 A2 CB04-01A 69 A2 CB04-01B 69 A2 CB04-01C 69 A2 CB04-01D
File Transmission Facility	315	Mini 6/DSS - Mini 6/DSS File Transmission Facility User's Guide Addendum A Addendum B	69 A2 8367-00 69 A2 8367-00A 69 A2 8367-00B



Table 1-6 (Cont). Software/Manual Directory for Release 2.2 of  
MOD 400/DSS

Supporting Documentation (See Note 1, page 1-34)

Software Product Item	Release Number	Manual Title	Order Number
File Transmission Facility	215	Mini 6/DSS - 64/DPS File Transmission Facility User's Guide	69 A2 8044-00
		Addendum A	69 A2 8044-00A
		Addendum B	69 A2 8044-00B
	315	Mini 6/DSS - 66/DPS File Transmission Facility User's Guide	69 A2 8042-01
		Addendum A	69 A2 8042-01A
		Addendum B	69 A2 8042-01B
File Transmission Facility Non-BULL Host	2.4	Mini 6/BSC 2780/3780 File Transmission Facility User's Guide	69 A2 CB38-01
		Addendum A	69 A2 CB38-01A
Distributed Transactional Facility and Basic Concentration Facility	225	BCF/DTF Subsystems Implementation Guide	69 A2 9544-01
	225	DTF Subsystems Programming Guide	69 A2 9417-01
		BCF/DTF Subsystems - Guide to Operation and Use	69 A2 9200-01
		BCF/DTF Subsystems - Error Messages and Abort Codes	69 A2 9202-00
		BCF/DTF Subsystems Pocket Guide	69 A2 8793-01
Host Resident Facility	See Note 6	66/DPS Host Resident Facility User's Guide	69 A2 CB42-02
Interactive Function	1.2	Interactive Function User's Guide	69 A2 CB44-01
		Addendum A	69 A2 CB44-01A

Table 1-6 (Cont). Software/Manual Directory for Release 2.2 of  
MOD 400/DSS

Supporting Documentation (See Note 1)

NOTES:

1. A software release bulletin accompanies each software product item received from BULL. The user should consult the software release bulletin before using the software. See your BULL representative if a copy of the software release bulletin is not available. Additionally, the following publications provide supplementary information; Mini 6 Communications Handbook (69 A1 AT97) and the Mini 6 Minicomputer Systems Handbook (69 A1 CC71).
2. The MOD 400 Programmer's Guide was written for the new user. It contains sample procedures for performing often-invoked user functions. The order number for this manual is 69 A2 CB22.
3. The MOD 400/DSS Programmer's Pocket Guide is a handy reference tool that contains a summary of the commands and directives for all system facilities.
4. The Master Index for GCOS 6 MOD 400 is a compilation of indexes of the other manuals of the set. The GCOS 6 MOD 400 Master Index has order number 69 A2 CB28-01.
5. Bound units created with the previous version of this compiler will execute under control of Release 1.1 of the MOD 400/DSS Executive. The previous version of the language compiler is as follows:  
  
    Release 0210 of Intermediate COBOL  
    Release 0200 of FORTRAN
6. Currently available host resident software includes:  
    Release 3.0 of the 66/DPS Host Resident Facility Program Development System, Release 3.0 of the 66/DPS Host Resident Facility COBOL Compiler, and Release 2.0 of the 66/DPS Host Resident Facility FORTRAN Compiler.

Table 1-7. Software/Manual Directory for Release 2.0 of MOD 400/DSS

Supporting Documentation (See Note 1, page 1-39)

Software Product Item	Release Number	Manual Title	Order Number
GCOS 6 MOD 400/DSS Executive	2.0	GCOS 6 MOD 400/DSS Software and Documentation Directory	69 A2 8608-02
		GCOS 6 Program Preparation	69 A2 CB01-02
		Addendum A	69 A2 CB01-02A
		Addendum B	69 A2 CB01-02B
		Addendum C	69 A2 CB01-02C
		GCOS 6 MOD 400/DSS Commands	69 A2 8363-01
		GCOS 6 MOD 400/DSS Communications Processing	69 A2 8362-00
		Addendum A	69 A2 8362-00A
		Addendum B	69 A2 8362-0B
		Addendum C	69 A2 8362-0C
		GCOS 6 DATA File Organizations and Formats	69 A2 CB05-04
		Addendum A	69 A2 CB05-04A
		GCOS 6 MOD 400/DSS System Messages	69 A2 8364-01
		GCOS 6 MOD 400/DSS System Concepts	69 A2 8039-01
GCOS 6 MOD 400 Program Execution and Checkout	69 A2 CB21-01		
GCOS 6 MOD 400 Programmer's Guide	See Note 2 (page 1-39)		
GCOS 6 MOD 400/DSS System Building	69 A2 8041-01		
Addendum A	69 A2 8041-01A		
GCOS 6 MOD 400/DSS Operator's Guide	69 A2 8040-01		

Table 1-7 (Cont). Software/Manual Directory for Release 2.0  
of MOD 400/DSS

Supporting Documentation (See Note 1, page 1-39)

Software Product Item	Release Number	Manual Title	Order Number
		GCOS 6 MOD 400/DSS Programmer's Pocket Guide	69 A2 8365-02 See Note 3 (page 1-39)
		GCOS 6 MOD 400/DSS Master Index	See Note 4 (page 1-39)
		Display Formatting and Control	69 A2 CD46-02
Assembler and Macro Preprocessor	2.1	GCOS 6 Assembly Language Reference Addendum A Addendum B Addendum C Addendum D	69 A2 CB07-01  69 A2 CB07-01A 69 A2 CB07-01B 69 A2 CB07-01C 69 A2 CB07-01D
		GCOS 6 System Service Macro Calls Addendum A Addendum B Addendum C	69 A2 CB08-02  69 A2 CB08-02A 69 A2 CB08-02B 69 A2 CB08-02C
Intermediate COBOL	3.0	GCOS 6 Intermediate Reference Addendum A Addendum B	69 A2 CB10-01 (See Note 5) 69 A2 CB10-01A 69 A2 CB10-01B
Advanced COBOL	1.0	GCOS 6 Advanced COBOL Reference Addendum A	69 A2 CB14-00  69 A2 CB14-00A

Table 1-7 (Cont). Software/Manual Directory for Release 2.0  
of MOD 400/DSS

Supporting Documentation (See Note 1, page 1-39)

Software Production	Release Number	Manual Title	Order Number
BASIC Interpreter	1.0	GCOS 6 BASIC Reference GCOS 6 BASIC Reference Guide	69 A2 CB11-00 69 A2 CB17-00
BASIC Interpreter/ Compiler	1.0	GCOS 6 BASIC Reference GCOS 6 BASIC Reference Guide	69 A2 CB11-00 69 A2 CB17-00
FORTTRAN (See Note 5 page 1-39)	3.0	GCOS 6 FORTRAN Reference Addendum A	69 A2 CB13-00 69 A2 CB13-00A
Advanced FORTRAN	1.0	GCOS 6 Advanced FORTRAN Reference Addendum A	69 A2 CB18-00 69 A2 CB18-00A
Data Entry Facility-II	1.2	Data Entry Facility-II User's Guide Addendum A Addendum B	69 A2 CG70-00 69 A2 CG70-00A 69 A2 CG70-00B
Remote Batch Facility/66	415	Remote Batch Facility/66 User's Guide	69 A2 8043-01
Remote Batch Facility/64	215	Remote Batch Facility/64 User's Guide Addendum A Addendum B	69 A2-8045-00 69 A2-8045-00A 69 A2-8045-00B
Remote Batch Facility/ IRIS 80	115	Remote Batch Facility IRIS/DSS Guide d'Utilisation	69 F2 9111-00
Sort/Merge	4.1	GCOS 6 Sort/Merge Addendum A Addendum B Addendum C Addendum D	69 A2 CB04-01 69 A2 CB04-01A 69 A2 CB04-01B 69 A2 CB04-01C 69 A2 CB04-01D
File Trans- mission Facility	315	Mini 6/DSS - Mini 6/DSS File Transmission Facility User's Guide Addendum A Addendum B	69 A2 8367-00 69 A2 8367-00A 69 A2 8367-00B

Table 1-7 (Cont). Software/Manual Directory for Release 2.0  
of MOD 400/DSS

Supporting Documentation (See Note 1)

Software Product Item	Release Number	Manual Title	Order Number
File Transmission Facility	215	Mini 6/DSS - 64/DPS File Transmission Facility User's Guide Addendum A Addendum B	69 A2 8044-00  69 A2 8044-00A 69 A2 8044-00B
	315	Mini 6/DSS - 66/DPS File Transmission Facility User's Guide Addendum A Addendum B	69 A2 8042-01  69 A2 8042-01A 69 A2 8042-01B
File Transmission Facility Non-BULL Host	2.4	Mini 6/BSC 2780/3780 File Transmission Facility User's Guide Addendum A	69 A2 CB38-01  69 A2 CB38-01A
Distributed Transactional Facility	215	Mini 6/DSS Distributed Transactional Facility User's Guide	69 A2 8047-02
Basic Concentration Facility	215	Mini 6/DSS - Basic Concentration Facility User's Guide BCF IRIS/DSS Guide d'utilisation	69 A2 8046-02  69 F2 9110-00
Host Resident Facility	See Note 6	66/DPS Host Resident Facility User's Guide	69 A2 CB42-02
Interactive Function	1.2	Interactive Function User's Guide Addendum A	69 A2 CB44-01
			69 A2 CB44-01A

Table 1-7 (Cont). Software/Manual Directory for Release 2.0  
of MOD 400/DSS

Supporting Documentation (See Note 1)

NOTES:

1. A software release bulletin accompanies each software product item received from BULL. The user should consult the software release bulletin before using the software. See your BULL representative if a copy of the software release bulletin is not available. Additionally, the following publications provide supplementary information; Mini 6 Communications Handbook (69 A1 AT97) and the Mini 6 Minicomputer Systems Handbook (69 A1 CC71).
2. The MOD 400 Programmer's Guide was written for the new user. It contains sample procedures for performing often-invoked user functions. The order number for this manual is 69 A2 CB22.
3. The MOD 400/DSS Programmer's Pocket Guide is a handy reference tool that contains a summary of the commands and directives for all system facilities.
4. The Master Index for GCOS 6 MOD 400 is a compilation of indexes of the other manuals of the set. The GCOS 6 MOD 400 Master Index has order number 69 A2 CB28-01.
5. Bound units created with the previous version of this compiler will execute under control of Release 1.1 of the MOD 400/DSS Executive. The previous version of the language compiler is as follows:  
  
Release 0210 of Intermediate COBOL  
Release 0200 of FORTRAN
6. Currently available host resident software includes:  
Release 3.0 of the 66/DPS Host Resident Facility Program Development System, Release 3.0 of the 66/DPS Host Resident Facility COBOL Compiler, and Release 2.0 of the 66/DPS Host Resident Facility FORTRAN Compiler.

Table 1-8. Software/Manual Directory for Release 1.1 of MOD 400/DSS

Supporting Documentation (See Note 1, page 1-44)

Software Product Item	Release Number	Manual Title	Order Number
GCOS 6 MOD 400/DSS Executive	1.1	GCOS 6 MOD 400/DSS Software and Documentation Directory	69 A2 8608-01
		Addendum A	69 A2 8608-01A
		GCOS 6 Program Preparation	69 A2 CB01-02
		Addendum A	69 A2 CB01-02A
		Addendum B	69 A2 CB01-02B
		Addendum C	69 A2 CB01-02C
		GCOS 6 MOD 400/DSS Commands	69 A2 8363-00
		Addendum A	69 A2 8363-00A
		GCOS 6 MOD 400/DSS Communications Processing	69 A2 8362-00
		Addendum A	69 A2 8362-00A
		GCOS 6 Data File Organizations and Formats	69 A2 CB05-04
		GCOS 6 MOD 400/DSS System Messages	69 A2 8364-00
		Addendum A	69 A2 8364-00A
		Addendum B	69 A2 8364-00B
		GCOS 6 MOD 400/DSS System Concepts	69 A2 8039-00
		Addendum A	69 A2 8039-00A
GCOS 6 MOD 400 Program Execution and Checkout	69 A2 CB21-01		
GCOS 6 MOD 400 Programmer's Guide	See Note 2		
GCOS 6 MOD 400/DSS System Building	69 A2 8041-00		
Addendum A	69 A2 8041-00A		
Addendum B	69 A2 8041-00B		
Addendum C	69 A2 8041-00C		
Addendum D	69 A2 8041-00D		
GCOS 6 MOD 400/DSS Operator's Guide	69 A2 8040-00		
Addendum A	69 A2 8040-00A		



Table 1-8 (Cont). Software/Manual Directory for Release 1.1  
of MOD 400/DSS

Supporting Documentation (See Note 1, page 1-44)

Software Product Item	Release Number	Manual Title	Order Number
		GCOS 6 MOD 400/DSS Programmer's Pocket Guide	69 A2 8365-01 See Note 3 (page 1-44)
		GCOS 6 MOD 400/DSS Master Index	See Note 4 (page 1-44)
		Display Formatting and Control Addendum A	69 A2 CD46-01 69 A2 CD46-01A
Assembler and Macro Preprocessor	2.1	GCOS 6 Assembly Language Reference Addendum A Addendum B Addendum C Addendum D	69 A2 CB07-01 69 A2 CB07-01A 69 A2 CB07-01B 69 A2 CB07-01C 69 A2 CB07-01D
		GCOS 6 System Service Macro Calls Addendum A Addendum B	69 A2 CB08-02 69 A2 CB08-02A 69 A2 CB08-02B
Intermediate COBOL	3.0	GCOS 6 Intermediate COBOL Reference Addendum A Addendum B	69 A2 CB10-01 See Note 5 (page 1-44) 69 A2 CB10-01A 69 A2 CB10-01B
Advanced COBOL	1.0	GCOS 6 Advanced COBOL Reference Addendum A	69 A2 CB14-00 69 A2 CB14-00A

Table 1-8 (Cont). Software/Manual Directory for Release 1.1  
of MOD 400/DSS

Supporting Documentation (See Note 1)

Software Product Item	Release Number	Manual Title	Order Number
BASIC Interpreter	1.0	GCOS 6 BASIC Reference GCOS 6 BASIC Reference Guide	69 A2 CB11-00 69 A2 CB17-00
BASIC Interpreter/ Compiler	1.0	GCOS 6 BASIC Reference GCOS 6 BASIC Reference Guide	69 A2 CB11-00 69 A2 CB17-00
FORTRAN (See Note 5)	3.0	GCOS 6 FORTRAN Reference Addendum A	69 A2 CB13-00 69 A2 CB13-00A
Advanced FORTRAN	1.0	GCOS 6 Advanced FORTRAN Reference	69 A2 CB18-00
Data Entry Facility-II	1.0	Data Entry Facility-II User's Guide	69 A2 CG70-00
Remote Batch Facility/66	415	Remote Batch Facility/66 User's Guide	69 A2 8043-01
Remote Batch Facility/64	215	Remote Batch Facility/64 User's Guide Addendum A Addendum B	69 A2-8045-00 69 A2-8045-00A 69 A2-8045-00B
Sort/Merge	4.0	GCOS 6 Sort/Merge Addendum A Addendum B	69 A2 CB04-01 69 A2 CB04-01A 69 A2 CB04-01B
File Trans- mission Facility	315	Mini 6/DSS - Mini 6/DSS File Transmission Facility User's Guide Addendum A	69 A2 8367-00  69 A2 8367-00A

Table 1-8 (Cont). Software/Manual Directory for Release 1.1  
of MOD 400/DSS

Supporting Documentation (See Note 1)

Software Product Item	Release Number	Manual Title	Order Number
File Transmission Facility	215	Mini 6/DSS - 64/DPS File Transmission Facility User's Guide	69 A2 8044-00
		Addendum A	69 A2 8044-00A
		Addendum B	69 A2 8044-00B
	315	Mini 6/DSS - 66/DPS File Transmission Facility User's Guide	69 A2 8042-01
		Addendum A	69 A2 8042-01A
Distributed Transactional Facility	205	Mini 6/DSS Distributed Transactional Facility User's Guide	69 A2 8047-01
		Addendum A	69 A2 8047-01A
Basic Concentration Facility	205	Mini 6/DSS - Basic Concentration Facility User's Guide	69 A2 8046-01
		Addendum A	69 A2 8046-01A
Host Resident Facility	See Note 6	66/DPS Host Resident Facility User's Guide	69 A2 CB42-02
Interactive Function	1.2	Interactive Function User's Guide	69 A2 CB44-01
		Addendum A	69 A2 CB44-01A

Table 1-8 (Cont). Software/Manual Directory for Release 1.1  
of MOD 400/DSS

Supporting Documentation (See Note 1)

NOTES:

1. A software release bulletin accompanies each software product item received from BULL. The user should consult the software release bulletin before using the software. See your BULL representative if a copy of the software release bulletin is not available. Additionally, the following publications provide supplementary information; Mini 6 Communications Handbook (69 A1 AT97) and the Mini 6 Minicomputer Systems Handbook (69 A1 CC71).
2. The MOD 400 Programmer's Guide was written for the new user. It contains sample procedures for performing often-invoked user functions. The order number for this manual is 69 A2 CB22.
3. The MOD 400/DSS Programmer's Pocket Guide is a handy reference tool that contains a summary of the commands and directives for all system utilities.
4. The Master Index for GCOS 6 MOD 400 is a compilation of indexes of the other manuals of the set. The GCOS 6 MOD 400 Master Index has order number 69 A2 CB28-01.
5. Bound units created with the previous version of this compiler will execute under control of Release 1.1 of the MOD 400/DSS Executive. The previous version of the language compiler is as follows:  
  
    Release 0210 of Intermediate COBOL  
    Release 0200 of FORTRAN
6. Currently available host resident software includes:  
    Release 3.0 of the 66/DPS Host Resident Facility Program Development System, Release 3.0 of the 66/DPS Host Resident Facility COBOL Compiler, and Release 2.0 of the 66/DPS Host Resident Facility FORTRAN Compiler.

## SECTION II

### SOFTWARE DOCUMENTATION SUMMARY

The manuals described below support MOD 400 Release 3.0 software. A synopsis of each manual in the set and procedures for using the manuals effectively are given.

#### SYNOPSIS OF MANUALS

The manuals described in these synopses are identified by the first eight characters of the publication number. To ascertain the edition of the manual that supports the software currently in use at an installation, consult the software/manual matrix in Section I.

#### Operating System

- Guide to Software Documentation (69 A2 CZ01) - Provides brief synopses of the manuals included in the manual set, software/manual matrix, suggestions (by audience level) for using the manual set effectively, and a master index using major headings from each manual.
- System Building and Administration (69 A2 CZ02) - Describes the system building and startup procedures for the Executive including: the Install facility, an interactive system building program, user registration, the software packages for distributed processing (as necessary), configuration directives, system disk layout, system overlays, minimum system hardware and configuration requirements for program preparation, and startup halts.

Note that potential network configurators should refer to the DSA System Building Network Supplement (69 A2 21MJ) for further necessary information.

- System Concepts (69 A2 CZ03) - Describes the features and facilities specific to the system. Includes conceptual information on Operator Interface Manager (OIM), swap pool, time slicing, ease-of-use functionality, and an outline of all components available. Discussion of execution environment including descriptions of task groups and tasks, memory pools, and bound units.
- System User's Guide (69 A2 CZ04) - Describes the operating procedures from the operator and user terminals, procedural information on the dual-purpose operator terminal, Subsystem Switcher, error logging, creating EC files, establishing deferred processing, batch processing, buffer pools, line speed verification, and restarting after system failure.
- System Programmer's Guide (Volume I) (69 A2 CZ05) - Describes Executive function system control, text editor, File System, display processing and communications, data structures and their generation, device drivers, Line Protocol Handlers (LPHs), multi- and single-user debugging, linking, patching, dumps and their interpretation, trap handling.

System Programmer's Guide (Volume II) (69 A2 CZ06) - Describes system service macro calls.

- Programmer's Pocket Guide (69 A2 CZ07) - Summarizes commonly-used commands, directives, and operating procedures.

Note that if the system is operated in a network environment, the DSA Network Pocket Guide, (69 A2 22MJ) must also be consulted for necessary supplementary information.

- System Maintenance Facility Administrator's Guide (69 A2 CZ09) - Describes administrative system maintenance utilities such as Communications Status and Statistics (Initiate Communications Statistics (ICS)), Display Communications Statistics (DCS), and Terminate Communications Statistics (TCS), communications Trase, Scope, Dump Communications Processor (DCP), and Find.
- System Messages (69 A2 CZ16) - Describes "user-friendly" messages reported by system components (descriptions contain cause(s), effect(s), and corrective action(s)); procedure for updating the Message Library, tailoring the library (specifying message chains); national language support; standard messages.
- Commands (69 A2 CZ17) - Describes command line format (operator and user commands), task interrupt break function, activating an application program, and extending the command set. Describes, in detail, commands and active functions, utilities, and language processor execution. Describes additional command line arguments, terminal characteristics at login, and File Change directives; ASCII and EBCDIC character sets.

- Data File Organizations and Formats (69 A2 CZ19) - Describes disk and magnetic tape data file organizations; disk and magnetic tape record, file, and volume formats; journal file format; file and volume headers; ASCII and EBCDIC character set.
- Display Formatting and Control (69 A2 CZ21) - Describes forms creation and maintenance using the VFORMS command, the programmatic-interface from a language-independent point of view, Assembly language macro calls that manipulate forms, and Advanced COBOL, BASIC, Pascal, and FORTRAN calls that manipulate forms.
- Control of Questar/T Auxiliary Components (69 A2 10MJ) - Describes the operation of the GCOS 6 Badge and printer control software which is an extension of the Display Formatting and Control Facility.
- Software Release Bulletin MOD 400 (69 A2 28MJ) - Contains the SRB's for the Operating System, Languages and Facilities supporting GCOS 6 MOD 400 Release 3.0.

### System Options and Facilities

- Menu Management/Maintenance Guide (69 A2 CZ10) - Provides information on creation, modification, or deletion of menus. Contains information on using the User Productivity Facility, programmatic interfaces, and user registration for the User Productivity Facility.
- Application Developer's Guide (69 A2 CZ15) - Describes system usage for application programmers. Presents a detailed description of system access procedures, file conventions, screen and line editors, Linker procedures, Multi-User Debugger (symbolic mode), requesting and using memory dumps, Patch utility, as well as compile, link, and execute procedures for COBOL, BASIC and FORTRAN programs.
- Sort/Merge (69 A2 CZ18) - Describing the Sort and Merge program features, command and statement formats, and report contents. Includes file and memory requirements, operating procedures, sample program, using Sort as a subroutine, debug mode execution, and ASCII collating sequence.

### Languages

- GCOS 6 Intermediate COBOL Reference (69 A2 CB10) - Complete description of the general features of Intermediate COBOL programs, language elements, language syntax, the four major divisions of an Intermediate COBOL program and specific format descriptions of all Intermediate COBOL statements (including programming examples incorporating each statement). Includes the types of files and data handled, compiler diagnostics, ASCII collating sequence, COBOL glossary, comparison of standard COBOL with Intermediate COBOL, and Intermediate COBOL run-time considerations.

- Advanced COBOL Reference (69 A2 CZ34) - Describes general features of Advanced COBOL, language elements and syntax, and the divisions of a COBOL program. Presents format descriptions of all Advanced COBOL statements (with many programming examples). Contains a COBOL glossary and reserved word list, ASCII and EBCDIC collating sequences, the FIPS LEVELING feature of COBOL, and compiler diagnostics. Describes the types of files handled, the use of the Advanced COBOL compiler, and COBOL runtime considerations.
- Advanced COBOL Quick Reference Guide (69 A2 CZ35) - Summarizes Advanced COBOL syntax and national conventions. Describes, briefly, commonly used expressions. Gives identifier and condition formats, and I/O file structure and status keys. Lists special registers, system names, reserved words, collating sequences, and other reference information.
- BASIC Reference (69 A2 CZ36) - Describes the form and function of BASIC statements as well as the capabilities of the string, arithmetic, matrix, and file operations supported by the language. Describes the procedures used to initiate program execution, save a BASIC program on a secondary storage device, list a program, and perform other general programming functions.
- Basic Quick Reference Guide (69 A2 CZ37) - Summarizes all statements and commands and their formats. Lists the BASIC reserved words, system functions, special character set, notational conventions, ASCII-to-decimal conversion table, and error codes and messages.
- Assembly Language (MAP) Reference (69 A2 CZ38) - Describes all instructions, instruction formats, control statements, types of data handled, and macro language statements. Describes scientific and commercial instructions. Rules for writing reentrant code. Describes Advanced Assembler instructions, formats, and usage.
- Advanced FORTRAN Reference (69 A2 CZ39) - Describes the Advanced FORTRAN language including terms and concepts, source program formats, data types and constants, control statements, and expressions.
- Pascal User's Guide (69 A2 CZ40) - Describes language specification and compiler operation. Explains use of library procedures, I/O extensions, Profiler and Format utilities, and the Debugger. Gives information about program linking and compiler and runtime errors. Includes programming examples.
- RPG-II Reference (69 A2 CZ41) - Description of RPG-II data processing including, a primer on RPG-II programming, RPG-II specification form entries, description and use of the RPG-II fixed logic cycle, and operating instructions with sample programs.



## End-User Facilities

- Data Entry Facility-II User's Guide (69 A2 CZ47) - Describes the concepts and operation of the Data Entry Facility-II (DEF-II), a data entry package used with Mini 6 computer systems. Presents detailed descriptions of the terminal devices supported by the facility; the creation, maintenance, and use of screen forms; the configuration of the Executive for the DEF-II facility; and the files and programming interfaces used by the facility.
- Data Entry Facility-II Operator's Quick Reference Guide (69 A2 CZ48) - Describes the front and back control panels of the terminals, the keyboard controls, and the menu screens. Contains an annotated list of commonly-occurring error messages.

## Transaction and Database Subsystems

- Transaction Control Language Facility (69 A2 CZ20) - Describes the use of the Transaction Control Language (TCL) in writing transaction processing applications. Presents a detailed description of the TCL. Provides rules for writing Assembly language and COBOL programs to function with the TCL programs. Describes the procedures involved in preparing a system to run transaction processing programs under TCLF. Explains the transaction processing operating modes.
- DM6 IDS/II Programmer's Guide (69 A2 CZ52) - Describes IDS/II software from the perspective of the application programmer who uses the data base. Explains IDS/II system concepts and data definition and manipulation languages at the subschema level. Includes programming examples.
- DM6 IDS/II Data Base Administrator's Guide (69 A2 CZ53) - Describes the concepts and operation of IDS/II software for persons responsible for the design, installation, control, and maintenance of the data base. (Intended to be used in conjunction with the IDS/II Data Base Programmer's Guide.)
- DM6 IDS/II Reference Card (69 A2 CZ54) - Outlines language syntax, formats for translation, validation, and utilizing commands, and lists other reference material.
- DM6 TP Development Reference (69 A2 CZ71) - Includes conceptual description of the DM6 Transaction Processor (DM6 TP), language requirements for generating a DM6 TP application, and instructions for writing message-mode transaction processing routines in COBOL.

- DM6 TP Application User's Guide (69 A2 CZ72) - Provides instructions on installing and operating a DM6 Transaction Processor application. Includes instructions for building and initializing a DM6 TP application. Describes DM6 TP operator functions, including special DM6 TP commands. Describes the role of the terminal user in accessing DM6 TP and entering transactions.
- DM6 TP Forms Processing (69 A2 CZ73) - Describes the language requirements for creating screen forms and gives instructions for preparing transaction processing routines that operate in forms mode.

#### BULL-Multi-Site Processing (MSP)

- File Transmission Facility Mini 6/Mini 6 User's Guide (69 A2 CZ59) - Describes the process of transmitting data between Mini 6 computers. Includes instructions for activating and initiating file transmission as well as a description of the commands and arguments needed to transfer data.
- File Transmission Facility Mini 6/DPS 8 User's Guide (69 A2 CZ60) - Describes the operation of the File Transmission Facility used with Mini 6 and DPS 8 computer systems. Includes a discussion of the internal message exchange and interaction during the transmission of the files between the two systems as well as a listing of file transmission messages, and a sample DPS 8 statistical report.
- File Transmission Facility Mini 6/DPS 7 User's Guide (69 A2 26MJ) - Describes the operation of the File Transmission Facility used with Mini 6 and DPS 7 computer systems. Includes a discussion of the internal message exchange and interaction during the transmission of file between the two systems as well as a listing of file transmission messages.
- Remote Batch Facility Mini 6/DPS 8 User's Guide (69 A2 CZ66) - Describes the concepts and operation of the Remote Batch Facility. Explains how to establish or terminate communication with the host system and how to perform remote batch operations. Describes each remote batch console command and host software control record used to direct remote batch functions.
- Remote Batch Facility Mini 6/DPS 7 User's Guide (69 A2 27MJ) - Describes the concepts and operation of the Remote Batch Facility. Explains how to establish or terminate communication with the host system and how to perform remote batch operations. Describes each remote batch console command and host software control record used to direct remote batch functions.
- Interactive Entry Facility-IEF/II User's Guide (69 A2 CG90) - Describes the facility which provides a clustered, interactive programmable terminal capability for communication with the host computer.

## BULL Distributed Data Processing (DDP)

- DSA File Transmission Facility Mini 6/DPS 8 User's Guide (69 A2 14MJ) - Description of file transmission operations between a Mini 6 and a DPS 8 host in a DSA environment.
- DSA File Transmission Facility Mini 6/Mini 6 User's Guide (69 A2 15MJ) - Description of file transmission between Mini 6 computers in a DSA environment.
- DSA File Transmission Facility Mini 6/DPS 7 User's Guide (69 A2 16MJ) - Describes the operation of the File Transmission Facility used with Mini 6 and DPS 7 computer systems in a DSA environment.
- DSA Remote Batch Facility Mini 6/DPS 8 User's Guide (69 A2 11MJ) - Description of remote batch operations in a DSA environment: communicating with the host, DPS 8 central processor, preparing job decks, managing job streams, input and output processing, operator commands and messages, host software control records.
- DSA Remote Batch Facility Mini 6/DPS 7 User's Guide (69 A2 12MJ) - Descriptions of remote batch operations in a DSA environment. Communication is between Mini 6 and DPS 7 central processor.
- DSA Network Messages (69 A2 19MJ)\* - Description of only those messages reported by the network types.
- DSA Network Overview (69 A2 20MJ)\* - Description of only those additional concepts involved with a Mini 6 in a DSA environment.
- DSA System Building Network Supplement (69 A2 21MJ)\* - Describes only the additional procedures required to configure a Mini 6 within a DSA network.
- DSA Network Pocket Guide (69 A2 22MJ)\* - Provides a pocket-size summary of only the additional commands directives and operating procedures used within a DSA network.
- DSA Network Operator's Guide (69 A2 23MJ)\* - Gives only those additional to be used by a network operator.
  
- DSA In-Line Tests and Verification Operators Guide (69 A2 24MJ) - The manual describes how the In-Line test system can be applied to a Mini 6 in a DSA environment. Test structure, commands and responses are detailed here.

\* Note for the above indicated manuals.

It should be stressed that these DSA manuals only describe the additional information required when a Mini 6 is operated in a DSA network.

It is imperative that they are used with their counterpart manuals listed earlier.

For instance, MOD 400 System Building and Administration (69 A2 CZ02) must be referred to when using the DSA System Building Network Supplement (69 A2 21MJ), etc.

## Network Control and Administration (NCC6)

- NCC6 Operation Manual (69 A2 9784)
- AUPI Operation Manual (69 A2 9924)
- VIDSA Operation Manual (69 A2 9765)
- NCC6 Network Operators Reference (69 A2 9941)

### Network Control Center/6

NCC/6 consists of a set of utilities which provide network administration and control services from a central point. The Operation Manual and the Network Operator's Reference detail the following NCC/6 components:

- Network Operator Interface (NOI)
- Logfiles Manager
- Cross-net Libraries Manager
- Basic Logfile Editor
- Basic Dump Editor

The VIDSA (Video DSA) component of the NCC/6 permits the user to build a real-time image of the network on a graphics screen.

## IBM Multi-Site Processing (IBM-MSP)

- BSC Transport Facility User's Guide (69 A2 CZ62) - Describes the File Transmission Facility for transmitting data between the Mini 6 and host computer systems. Includes a detailed description of the file transmission operation as well as a listing of file transmission messages. ASCII and EBCDIC character sets.
- 2780/3780 Workstation Facility User's Guide (69 A2 CZ63) - Describes the 2780/3780 Workstation Facility (WF) used for either transmitting batch input to, or receiving batch output from a host system that supports a BSC 2780/3780 line protocol. Includes a detailed description of commands and directives entered at the user terminal as well as specific examples of 2780/3780 WF interfacing with a host system. Describes the error messages generated by the 2780/3780 WF. Includes the ASCII and EBCDIC character sets used by Mini 6 and the host system.
- HASP Workstation Facility User's Guide (69 A2 CZ64) - Describes the HASP Workstation Facility for transmitting data through a single link between either a Mini 6 and a host system or between two Mini 6 systems. Includes detailed descriptions of the HASP commands, directives, and arguments entered through a terminal.
- Programmable Facility/3271 User's Guide (69 A2 CZ65) - Describes configuration, invocation, and termination of the Programmable Facility/3271. Describes data entry keys for the supported terminals and creating user-written extensions.

- 2780/3780 Workstation Facility User's Guide (69 A2 CZ63)
- HASP Workstation Facility User's Guide (69 A2 CZ64)

Each of the above documents describes the capabilities of the particular workstation emulation facility, including an overview of the facility, the commands and parameter strings to be entered at the workstation, and programming information required to interface with the host system.

IBM-DDP Distributed Data Processing  
SNA Transport Facility

- Mini 6/IBM Distributed Data Processing Concepts (69 A2 CR56) - Describes the capabilities supported by Mini 6 in IBM networks using either BSC or SNA products. Includes an application scenario illustrating the use of GCOS 6 facilities in an IBM SNA network.
- SNA Administrator's Guide (69 A2 CR57) - The manual is written for those who operate Mini 6 nodes in a Mini 6/SNA network and those who configure such nodes. The manual also describes two system-user interfaces: form-driven and command-line.
- SNA Interactive Terminal Facility User's Guide (69 A2 CR58) - Describes in detail the SNA ITF, which, through emulation of an IBM 3274 control unit, is used for transmission of data to an IBM host system in an SNA network environment.
- SNA Remote Job Entry Facility User's Guide (69 A2 CR59) - Describes in detail the concepts of the RJE facility, operating procedures and operator commands. A sample illustrating RJE use and error and informational messages is also included.
- SNA File Transmission Facility User's Guide (69 A2 CR60) - Describes in detail the concepts of SNA File Transmission Facility (SFT), file preparation information for SFT-H (executes on an IBM host), operating procedures and SFT operator commands and utility control language.
- SNA Host System Programmer's Guide (69 A2 GB88) - Written for those who configure an IBM host to support connection with the Mini 6 SNA program products (ITF, RJE facility and SFT)
- Data-Base Augmented Real-Time Tracing System (DARTS) User's Guide (69 A2 CZ74) - Describes the DARTS on line software trace facility available with the MOD 400 executive. It is designed for use as a field support and maintenance facility.

Multi-Domain Communication Facilities (BULL OSP.MSP.DDP)  
Basic Concentration Facility Distributed Transactional Facility

- BCF/DTF Subsystems Overview (69 A2 01MJ) - This manual gives a conceptual description of the software products BCF (the Basic Concentration Facility), DTF (the Distributed Transactional Facility).
- BCF/DTF Subsystems Implementation Guide (69 A2 02MJ) - This manual gives information on the installation and generation of Basic Concentration Facility (BCF), Distributed Transactional Facility (DTF), and Distributed Transactional Facility with Recovery for Restart (DRR) subsystems. For conceptual information on these systems, the Overview manual should be consulted; likewise, the person charged with generating a BCF or DTF subsystem should read the appropriate System Building and Administration manual for his operating system.
- BCF/DTF Subsystems-Guide to Operation and Use (69 A2 03MJ) - This manual describes the procedures necessary to start up and run a BCF, DTF, system on GCOS 6 MOD 400. All references to BCF assume DTF in concentration mode.

Much of this manual, in explaining how to use the subsystems, refers only to terminal concentration, as the use of DTF in transactional mode depends on the actual transactional programming and the application for which the system is being used.


- DTF Subsystems Programming Guide (69 A2 04MJ) - This manual provides a detailed description of the programming interface for use under the Mini 6 software product, DTF.
- BCF/DTF Subsystems-Error Messages and Abort Codes (69 A2 05MJ) - Provides error messages and abort code listings with summaries of cause, effect and corrective action.
- BCF/DTF Subsystems Pocket Guide (69 A2 06MJ) - Pocket-sized summary of commonly used commands and operating procedures available under BCF/DTF. A brief description of each coded error message is also given.
- VIDEOTEX User's Guide (69 A2 08MJ) - The manual describes Videotex Terminal Driver (VTD) configuration, Videotex/DTF configuration, and implementation and application programming.

## Communications Programmatic Interface

- X25 Programmatic Interface User's Guide (69 A2 09MJ) - The use of a X25IO software, providing access to all X25 Public Data Networks, is described in this manual.
- Secondary Public Data Network (SPDN) User's Guide (69 A2 25MJ) - Describes the Network Terminal Driver and NTDX25 being a component of the Secondary Network Manager, and connection to a Public Data Network.

The following publications supply supplementary information:

- Mini 6 Communications Handbook (69 A1 AT97) - Description of the MLCP and the Communications-Pac interfaces for use in creating applications for a Mini 6 hardware environment that includes an MLCP and one or more Communications-Pacs.
- Mini 6 Minicomputer System Handbook (69 A1 CC71) - Descriptions of hardware models, central processor, system and central processor architecture, instruction set and addressing modes, instruction timing, and control panel operating procedures.





## SECTION III

### PROCEDURES FOR USING THE DOCUMENTATION SET

MOD 400 users look to the documentation set for many different kinds of information related to various functions. Ways of making more effective use of the manuals are suggested below. The user classifications chosen for this discussion are arbitrary; at small installations, the diversity of functions may require many people playing additional or different roles. Information is tailored to the following user classifications:

- System builder - Designs and builds the system according to the requirements of his installation
- System programmer - Writes system programs and debugs the system
- Novice user - Not familiar with MOD 400; may or may not be an experienced programmer
- Experienced applications programmer - Writes and executes applications programs
- Operator - Operates the system and maintains the peripheral devices
- Distributed systems user - Employs the Mini 6 in a distributed processing environment.

Note that if the system is to be operated in a DSA environment the appropriate DSA manuals, indicated in the following figures, must first be consulted.

#### System Builder's Guide to Manuals

The suggested sequence for using the manuals for system building is shown in Figure 3-1. As a system builder, you may wish to become familiar with the software by reading this guide.

Before designing the system configuration for installation, read the conceptual material in the System Concepts manual. If you plan to use the Editor to enter data into the system, refer to the Application Developer's Guide and the System Programmer's Guide - Vol I for Editor directives.

The primary manual for the builder is the System Building and Administration manual, which provides information on starting up the initial system, directives for building the executive, and the optional procedures for building the system interactively.

If you want to define user roles or modify menus or messages for the User Productivity Facility (UPF), see the Menu Management/Maintenance Guide.

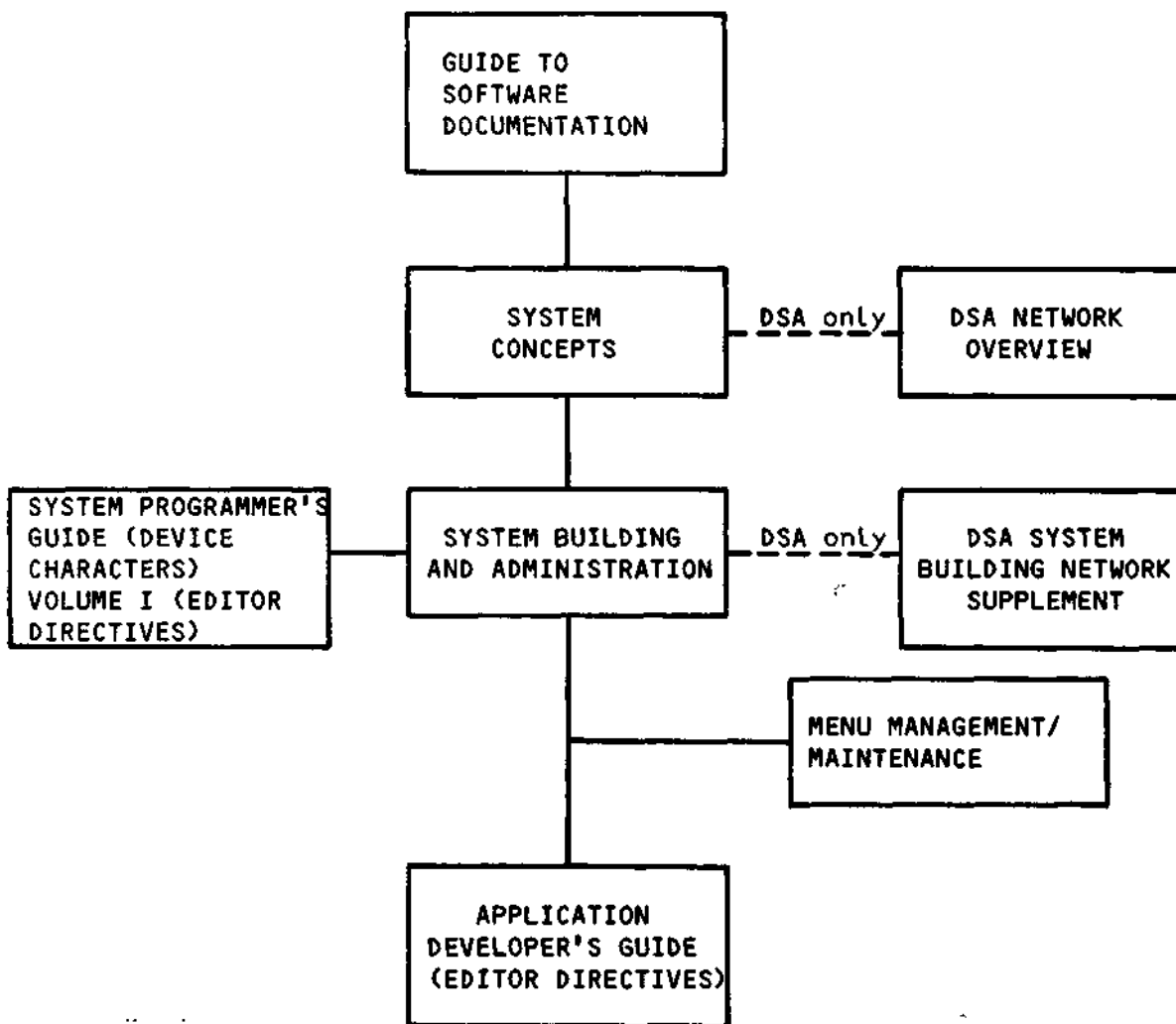


Figure 3-1. System Builder's Guide to Manuals

### System Programmer's Guide to Manuals

Figure 3-2 illustrates manuals of particular interest if you are a system programmer. Before performing any system functions, you may wish to become familiar with the system software by reading this guide as well as the System Concepts manual.

If you plan to write additional system software code for your installation, refer to the Assembly Language (MAP) Reference manual and the System Programmer's Guide - Vol I and II. To control execution of new system programs, you can use commands from the Commands manual.

If you are trouble shooting or debugging the system (as opposed to an application), use the System Programmer's Guide - Vol I and II, which contains Debug and Patch descriptions and information on interpreting memory dumps. Error messages are given in the System Messages manual.

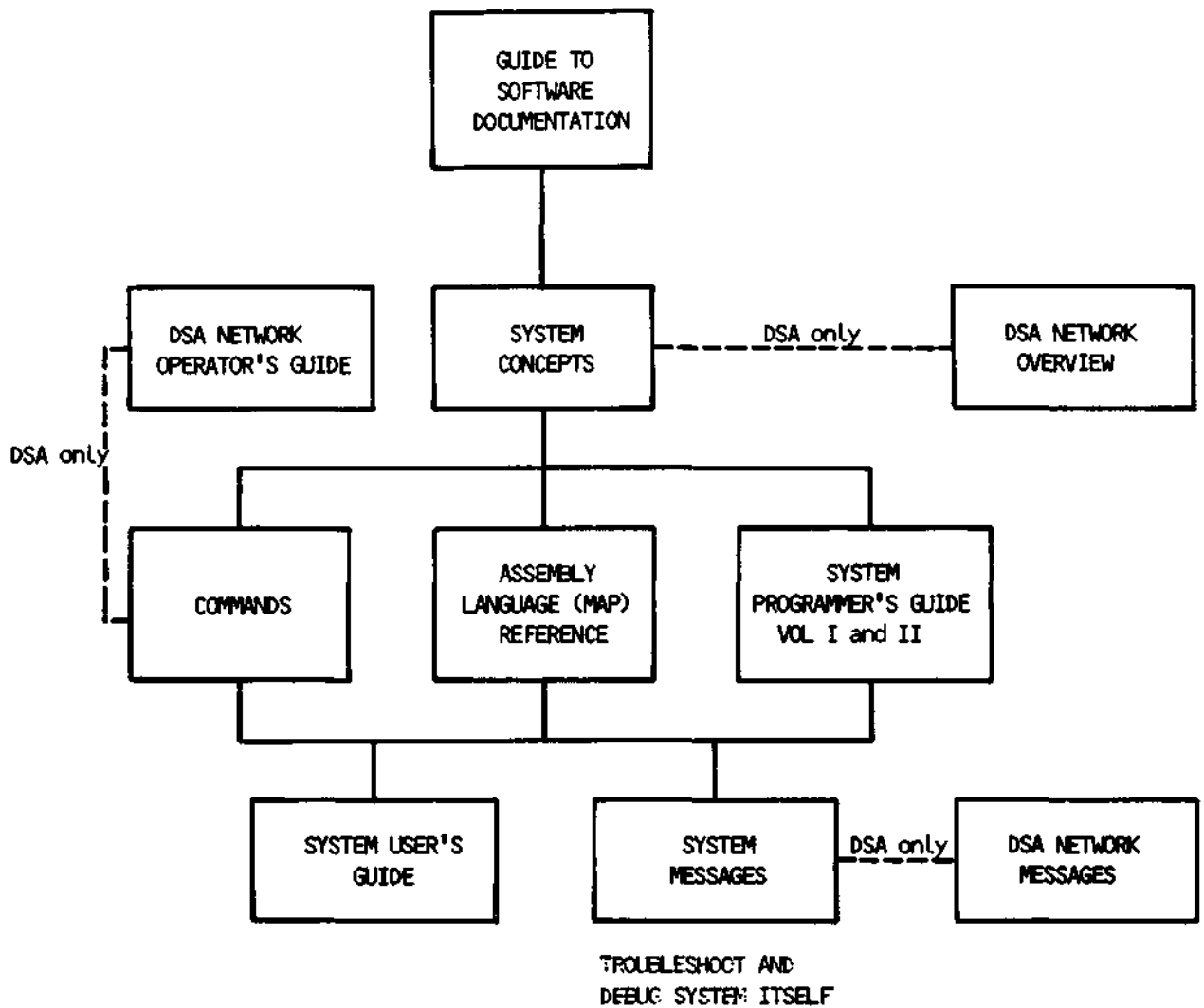


Figure 3-2. System Programmer's Guide to Manuals

Notice User's Guide to Manuals

If you are a new MOD 400 user, you can use the System User's Guide for step-by-step instructions in performing selected procedures. The manuals shown in Figure 3-3 contain additional information on using the software. Read this guide and the System Concepts manual for descriptions of the software. To locate other software topics in the documentation set, refer to the Master Index.

Manuals you will need for processing include the Commands manual, System Messages manual (for error messages), Application Developer's Guide and System Programmer's Guide - Vol I (for Editor directive), System User's Guide (for Linker, Patch, and Debug directives), and the Programmer's Pocket Guide (for summaries of commonly used commands and directives). When executing a program in any of the languages supported by the system, refer to the appropriate language reference manual.

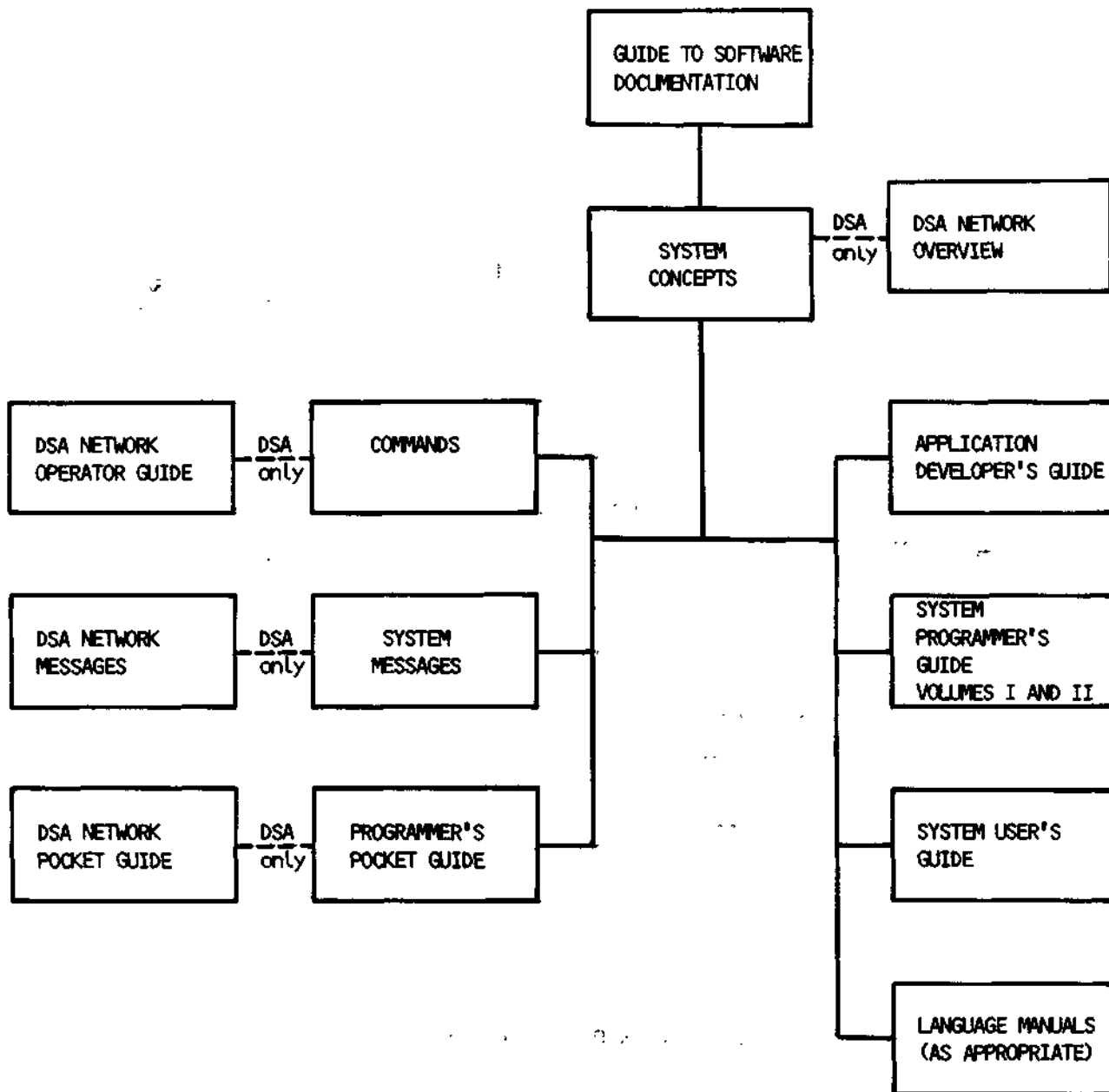


Figure 3-3. Novice User's Guide to Manuals

#### Applications Programmer's Guide to Manuals

If you are an experienced applications programmer, refer to Figure 3-4 for suggestions on the use of manuals in developing and running applications. To familiarize with the system software and operation, read this guide and the System Concepts manual. To locate specific software topics in other manuals, refer to the Master Index.

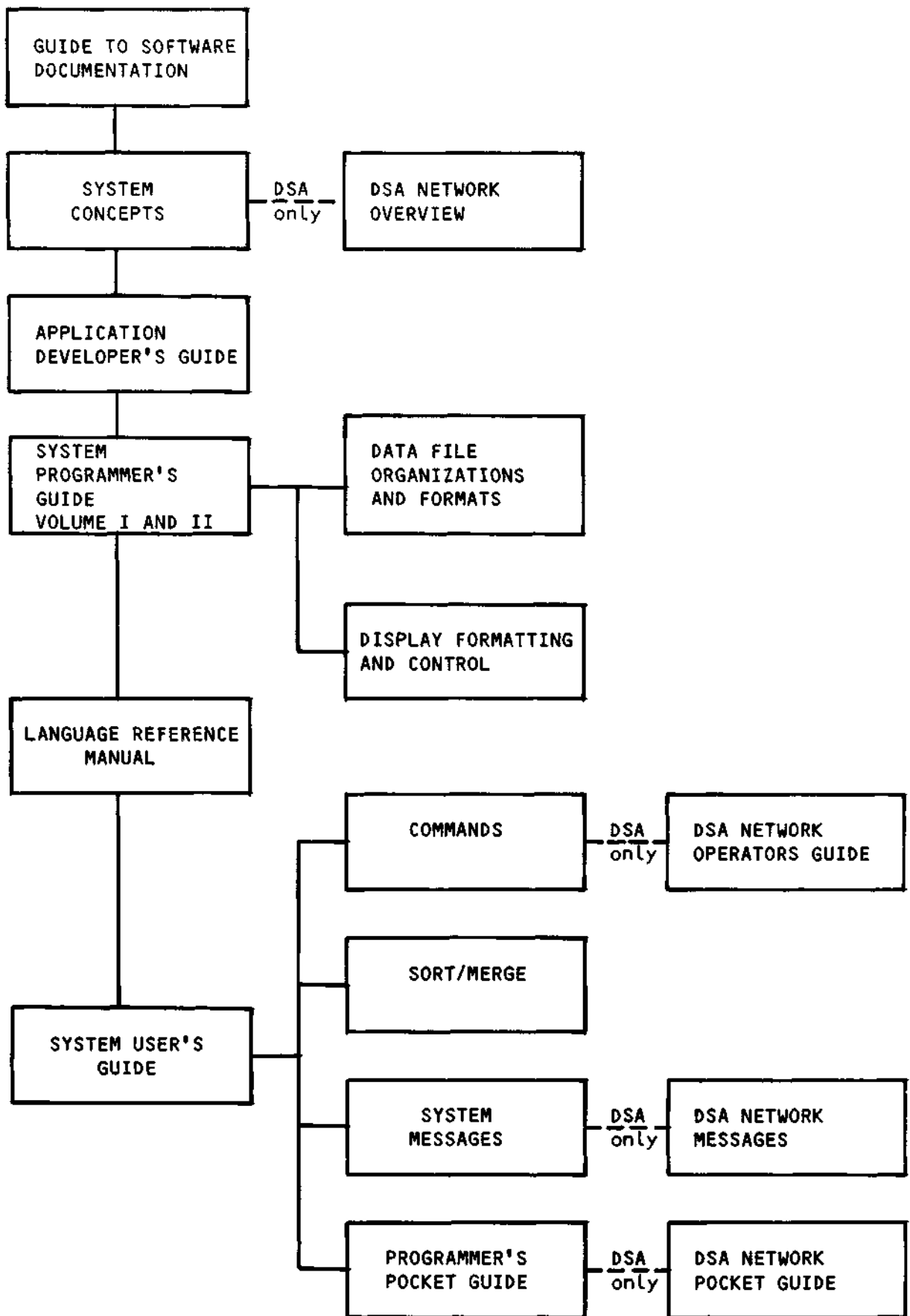


Figure 3-4. Application Developer's Guide to Manuals

The Application Developer's Guide contains Editor directives to create and update an application language source unit. For each of the languages, the appropriate language reference manual contains the description of the language statements. The macro calls used in assembly language programs are described in the System Programmer's Guide - Vol II.

To obtain more control over the execution of the program or to utilize the system facilities more completely or effectively, use the commands, including utility program commands, in the Commands manual. The Patch, Debug and dump utilities are described in the Application Developer's Guide and System Programmer's Guide - Vol I. The Sort/Merge utility programs are described in the Sort/Merge manual. Error messages and return status codes are listed in the System Messages manual. The Programmer's Pocket Guide summarize commonly used commands, directives, system messages, and operating procedures.

### Operator's Guide to Manuals

Specific MOD 400 operator job functions must be determined by each installation; a large system might have a person assigned as an operator; a small system might have programmers also act as operators. If you are to perform operator functions, refer to the manuals shown in Figure 3-5.

The System User's Guide indicates those system procedures performed by the operator and the Commands manual describes operator commands used in system operation. Prior to reading the System User's Guide you may wish to become familiar with the software and system concepts by reading this guide and the System Concepts manual, respectively. To run utilities, use the commands described in the Commands manual. Error messages are listed in the System Messages manual.

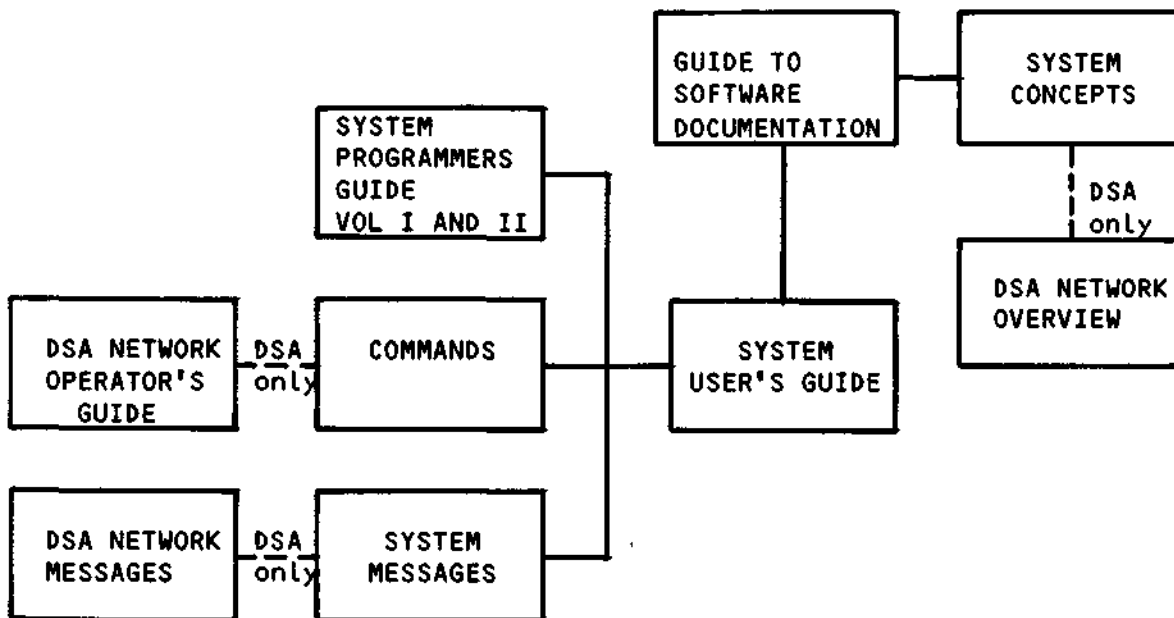


Figure 3-5. Operator's Guide to Manuals

Guide for Using Manuals in a Distributed Processing Environment

GCOS 6 MOD 400 supports the use of Mini 6 in a distributed processing environment. Using BULL-supplied software packages, processing capability can be assigned to sites remote to the host computer system. Other software programs permit files to be transmitted to and received from remotely located processors. Additionally, software is available to develop links with non-Mini 6 host processors and to distribute this total processing load between the host and Mini 6.

BULL software packages and corresponding reference manuals are described in Figure 3-6.

Software Package	Manual
Remote Batch Facility/DPS 8	<u>Remote Batch Facility Mini 6/DPS 8 User's Guide</u>
Remote Batch Facility/DPS 7	<u>Remote Batch Facility Mini 6/DPS 7 User's Guide</u>
Data Entry Facility-II	<u>Data Entry Facility-II User's Guide</u>
BULL File Transfer Facility	<u>File Transmission Facility Mini 6/Mini 6 User's Guide</u>
	<u>File Transmission Facility Mini 6/DPS 7 User's Guide</u>
	<u>File Transmission Facility Mini 6/DPS 8 User's Guide</u>
Non-BULL File Transfer Facility	<u>Mini 6/BSC2780/3780 File Transmission Facility User's Guide</u>
2780/3780 Workstation Facility	<u>2780/3780 Workstation Facility User's Guide</u>
HASP Workstation Facility	<u>HASP Workstation Facility User's Guide</u>
Programmable Facility/3271	<u>3270 Interactive Facility User's Guide</u>
Basic Concentration Facility/Distributed Transactional Facility	<u>BCF/DTF Sybsystems Implementation Guide</u>
	<u>DTF Subsystem Programming Guide</u>
	<u>BCF/DTF Subsystems - Guide to Operation and Use</u>
	<u>BCF/DTF Subsystems - Error Messages &amp; Abort Codes</u>
	<u>BCF/DTF Subsystems Pocket Guide</u>
Host Resident Facility	<u>Host Resident Facility User's Guide</u>

Figure 3-6. Guide for Using Manuals in a Distributed Processing Environment, under MOD 400

1

2

3

4

5

6

7

8

9

10

11

12



## SECTION IV

### MOD 400 SOFTWARE SUMMARY

A user ordering MOD 400 software can obtain the MOD 400 Executive and various separately-priced components that can run under control of the MOD 400 Executive.

The following software is available as part of the MOD 400 Executive:

- System Control Software
- File System Software
- Physical Input/Output Software
- Networking Software
- Communications Software
- System Building Software
- Editor
- Linker
- Patch Facility
- Debug Facilities (Symbolic and Numeric Modes)
- Dump Facilities
- General Utility Software (excluding Sort)
- Hardware Simulators
- System Maintenance Facility
- Display Formatting Control

Remaining software, including chiefly the language compilers, are available separately.

This section includes a brief description of each of the software components.

## LOCAL SYSTEM CONTROL SOFTWARE

System control software includes the following:

- Task manager - Handles the disposition of tasks within the system, and responds to requests placed against tasks. It processes requests to activate tasks, returns control to interrupted tasks, and synchronizes, suspends and terminates tasks.
- Clock manager - Handles all requests to control tasks based on real-time considerations, and responds to requests for the time of day and date in ASCII format.
- Memory manager - Controls dynamic requests for memory or the return of memory to a memory pool.
- Trap manager - Handles the transfer of execution control from an executing program to a predefined trap location when a trap (a special condition such as a hardware error) occurs. The trap manager handles system traps and allows a task group to connect its own trap routines for specific traps.
- Operator interface manager - Manages all messages sent simultaneously by multiple task groups to the operator terminal or from the operator terminal to a task group.
- Loader - Loads the root and overlays of a bound unit dynamically from a disk.
- Listener/login - The listener monitors a selected set of local and remote terminals, reporting any change of state (for example, connect, disconnect) to the login component. If a user submits a login command requesting access to the system, the login component requests that a task be spawned for the user.
- Message facility - Provides for inter/intra task group communication. The message facility uses mailbox structures for sending/receiving messages.
- Command processor - Processes all commands. It is the lead task of the batch task group and can be the lead task of an online task group.

The user can obtain system control functions through system commands, through system service macro calls (for assembly language programs), and through statements in higher-level languages.

## FILE SYSTEM SOFTWARE

The file system is based on a tree-structured hierarchy and software functions are provided to create or maintain this directory structure, locate a file by its pathname, create and maintain data files, control concurrent use of files, and provide for the logical transfer of records between an application program and an external device. These functions are available through commands or, for an assembly language program, through system service macro calls.

The File System software handles input/output functions of each of the different supported devices, including communications. MOD 400 supports six file organizations, each with its own unique file format:

- UFAS Sequential
- UFAS Indexed
- UFAS Relative
- UFAS Random
- UFAS Alternate Index
- UFAS Dynamic

In addition to the standard UFAS organizations, fixed-relative organization is supported for compatibility with BES applications. A description of the data file organizations and their properties is found in the Data File Organizations and Formats manual.

The higher-level languages use the logical file organizations listed above. The language reference manual for each language provides statements for accessing the logical files.

An Assembly language program can access files through file and data management macro calls or through the physical I/O drivers; both methods are described in the System Programmer's Guide, Vol. I.

The interface to communications software is described in the System Programmer's Guide, Vol. I.

## PHYSICAL INPUT/OUTPUT SOFTWARE

An Assembly language program can use physical input/output driver software which works at the hardware physical level. Each peripheral and communications device type has a driver which is a reentrant procedure that can control one or more devices. A description of the peripheral drivers and the physical I/O macro calls is found in the System Programmer's Guide, Vol. I. Macro calls for communications are described in the System Programmer's Guide, Vol. II.

## COMMUNICATIONS SOFTWARE

Communications software is accessible through the standard input/output interface, is memory and MLCP resident, and interacts with Monitor software to process user communications applications. With the BULL-supplied communications software, users need not provide their own communications system programs.

The communications software is user-driven. It answers the phone in response to a user-issued connect; it polls terminals in response to user-issued reads. Users (application or system software) must provide buffers to the communications software to accommodate read and write operations.

Communications software provides a common I/O interface to its users through the standard physical I/O interface (the \$RQIO macro call).

## SYSTEM BUILDING SOFTWARE

BULL supplies an interactive system generation utility program; this program asks the system builder pointed questions and uses his responses to create an appropriately-specialized file of building directives. (Alternatively, the system builder can choose to use the Editor to create the directive file by hand.) The building directives are then processed by the Configuration Load Manager (CLM) which uses the information in the directives to build the system. See the System Building and Administration Manual (69 A2 CZ02).

## EDITOR

The Editor is used to create and update, on disk, a source unit written in one of the provided programming languages. It will edit characters, expressions, or lines of text. The Editor is reentrant and can support multiple users. A description of the Editor directive language is found in the Application Developer's Guide and System Programmer's Guide, Vol. I.

## LINKER

The Linker combines object units that are the output of a compiler or the Assembler and produces a bound unit for subsequent loading. It resolves external references made between object units being linked. Linker directives can be used to create reentrant bound unit files. A description of Linker directives is found in the Application Developer's Guide and System Programmer's Guide, Vol. I.

## PATCH

The Patch utility program applies patches to and removes patches from object units and bound units. Patch is also used to list all patches for an object unit or bound unit. Execution of Patch is controlled by directives entered from the operator's terminal, another terminal, a card reader, or a sequential file. A description of Patch directives is found in the Application Developer's Guide and System Programmers Guide, Vol. I.

## DEBUG Facilities (Symbolic and Numeric Modes)

Debug software is used for testing programs at the machine language level. There are two debuggers available: The Multi-User Debugger (in symbolic and numeric modes) and the single-user Debugger. Hexadecimal patches can be made to the program. A debugging program that can be invoked in your task group and a debugging program that can be invoked as a separate task group are included. The Multi-User Debugger is described in the Application Developer's Guide (symbolic mode) and the System Programmer's Guide, Volume I (numeric mode). The single-user Debugger is described in the System Programmer's Guide, Volume I.

## DUMP FACILITIES

MOD 400 contains a MDUMP utility program and a Dump Edit utility program. Dumps produced by Dump Edit are in edited format that makes them easier to interpret. If an executing program encounters a problem, the user can use just Dump Edit to obtain the dump or the user can first dump memory to a disk file using the MDUMP utility program and then print the memory dump using Dump Edit. The MDUMP program and the Dump Edit program are described in the Application Developer's Guide and System Programmers Guide, Vol. I. Additionally, a DUMCP program is available to dump the contents of all or part of the Multiline Communications Processor (MLCP) memory. The DUMCP program is described in the Application Developer's Guide.

MOD 400 Operating in a DSA environment also contains a networking dump utility program called by the use of the DNET command. The DNET command produces a structured dump of the networking vehicle, and partially interprets the data structures associated with the communications management layers.

## GENERAL UTILITY SOFTWARE

A comprehensive set of utility programs is available to perform commonly-used programming functions. The usage of the utility programs is described in the Commands manual unless otherwise indicated.

- Abort Batch - Suspend, terminate, and delete the batch task group.
- Abort Batch Request - Terminate the execution of the current batch request.
- Abort Group - Suspends, terminates, and deletes a task group.
- Accept Message - Accepts or defers messages from other system user task groups.
- Accept Message Mailbox - Accepts messages in a mailbox queue; messages are deleted immediately after they are received.
- Activate Batch - Roll in and resume execution of the previously rolled-out and suspended batch task group.
- Activate Group - Resume execution of a previously suspended online task group.
- Add/Delete Message - Add messages into or delete messages from the Message Library.
- Adjust Buffer Pool - Adjust a specified private (user-specific) buffer pool by enabling or disabling a specified number of buffers.
- Assign Recovery File - Assign the recovery file to a specified directory and assign allocation sizes.
- Associate - Makes the specified logical file number (LFN) a synonym for the indicated pathname.
- Auto Report - Produce an RPG source program from a file.
- Break Off - Disable break key functionality within the issuing task group.
- Break On - Enable break key functionality within the issuing task group.
- Buffer Pool Information - Prints a detailed status of a specified pool and optionally resets the pool's statistical counters.
- Buffer Pool Status - Prints a summary status of the public buffer pools or of the private buffer pools created by the issuing task group.
- Bye - Terminates execution of the current request in the issuing task group and releases user-owned resources.
- Cancel Mount Request - Cancels a mount request.
- Cancel Queue Request - Cancels request(s) in a print, punch, batch, or task group's request queue, or messages in a task group's mailbox.
- Change Message Library - Allow the named Message Library to be the first one searched by the Message Reporter.

- Change System Directories - Change the system root directory and/or the library search rules.
- Change Working Directory - Changes the working directory to the specified disk directory.
- Check Mass Storage Volume - Checks the accuracy of the allocation of data on a mass storage volume.
- Checkpoint File Assignment - Establishes (or terminates) the checkpoint file assignment for the issuing task group.
- Close Journal - Close the after-image journal file.
- Compare - Performs a file-to-file or volume-to-volume comparison.
- Compare ASCII - Compares a file to its edited version.
- Compare Data Exchange - Logically compares Mini 6 (native) disk files to IBM diskette files (and vice versa); compares IBM diskette volumes by physical sectors.
- Convert Date - Converts a short-form representation of the date and time to the long form.
- Convert Node - Translate free-form data in an ASCII file into the correct format.
- Copy - Copies one or more files or a single volume; copies can be placed on tape or disk.
- Copy Data Exchange - Copies and translates IBM disk files to Mini 6 (native) disk files (or vice versa); copies an IBM diskette volume to another IBM diskette volume.
- Copy Reorg - Copy a single or multivolume directory to another volume (root-directory).
- Create Batch - Perform the initialization necessary to initiate the batch task group.
- Create Buffer Pool - Creates a buffer pool having the specified number of buffers of the specified size.
- Create Directory - Creates a new disk directory.
- Create File - Creates the specified disk file.
- Create Group - Performs the initialization necessary to initiate an online task group.
- Create Group Request Queue - Creates on disk or in memory a task group request queue for the specified task group.
- Create Index - Creates the specified alternate index.
- Create Mailbox - Creates a mailbox to contain messages for communicating between task groups, or for daemon processing of batch and print/punch queues.

- Create Task - Performs the initialization necessary to initiate a task within the issuing task group.
- Create Volume - Creates or modifies a volume.
- Create Volume Cynthia - Creates or modifies a CYNTHIA Mini Cartridge disk volume. This command handles defective sectors on a CYNTHIA device only.
- Create Volume for Data Exchange - Creates a diskette volume for data exchange that will be acceptable on IBM equipment.
- Deferred Print - Queues a request for deferred printing of the indicated file.
- Deferred Punch - Queue a request for deferred punching of the indicated file.
- Delete Access - Deletes entries from the access control list (ACL) of a file or directory.
- Delete Batch - Mark the batch task group as eligible for deletion when dormant.
- Delete Buffer Pool - Deletes a specified buffer pool.
- Delete Common Access - Deletes entries from the common access control list (CACL) of a directory.
- Delete Cumulative File - Delete records from the cumulative enorlog file.
- Delete Directory - Deletes a disk directory and releases the disk space allocated to it.
- Delete File - Releases the space occupied on the disk by the named file and deletes directory entries describing the file.
- Delete Group - Marks a task group as eligible for deletion when it becomes dormant.
- Delete Index - Deletes an alternate index from the system and releases the disk space allocated to it.
- Delete Mailbox - Deletes a previously created mailbox.
- Delete Task - Marks a task as eligible for deletion from the issuing group when the task becomes dormant.
- Disk Evaluation - Return the absolute pathname of a directory or file, given a sector number on the disk.
- Display - Display a message which may or may not be found in your current message library.
- Display Journal - Display status information about the current journal file.



- Dissociate - Terminates the association between the indicated logical file number and pathname.
- Display Communication Statistics - Dump communication statistics for the indicated subsystem, channel, and or station. (See the System Maintenance Facility Administrator's Guide.)
- Dump Edit - Transfer to the user-out file (in a annotated, edited display) the contents of a previously written memory dump file or the contents of current memory. The user-out file must be a device that provides 132 print positions per line.
- Edit Profile - Create and modify user profiles. (See the System Building and Administration manual.)
- Enter Batch Request - Enters a group request into the batch task group request queue.
- Enter Group Request - Activates the lead task of an online task group previously created by a create group command.
- Enter Task Request - Allocates and initializes a task request block and places it on the request queue of the indicated task.
- Execute - Invokes the command (EC) processor to read commands from a designated file.
- File Change - Changes the contents of a disk sector or control interval.
- File Change for Data Exchange - Changes the contents of an IBM diskette physical sector.
- File Dump - Dumps the contents of the specified disk or magnetic tape file or the contents of the specified area of a disk or magnetic tape volume; output in ASCII, hexadecimal, or octal notation.
- File Dump for Data Exchange - Dumps, by physical sectors, the contents of an IBM diskette.
- File Out - Changes the destination to which user output is sent.
- File Status - Display the current status of one all files reserved by your task group.
- Find - Write, to the user-out file, the low memory address and the high memory address of each segment of virtual memory visible to the current user.
- Format - Automatically paragraph and indent Pascal programs in a consistent manner.
- Form Transfer - Run the Forms Transfer utility after creating the Forms Storage File.
- Get File - Reserves a file and establishes a logical connection between the reserved file and a logical file number.

- Get Quota - Writes quota information to the user-out file.
- Initialize Tape - Creates a magnetic tape volume.
- Initiate Communication Statistics - Initiate the collection of communication statistics for the indicated subsystem, channel, and/or station (See the System Maintenance Facility Administrator's Guide.)
- Invoke Remote Batch Task Group - Invoke a Remote batch Terminal (RBT) task group and associate it with a logical stream.
- Keyboard - Set up Display Formatting and Control keyboard assignments.
- Kill Task - Abort a currently executing task.
- List Access - Prints all access entries (access control list and common access control list) or only access control list entries for a specified file or directory.
- List Access Control List - Print all access entries (access control list and common access control list) for a specified disk file or directory.
- List Bound Unit Attributes - List bound unit attributes.
- List Common Access - Prints the entries from the common access control list (CACL) for the specified directory.
- List Creation Date - Lists creation date of file(s) in a directory.
- List Home Directory - Lists the pathname of the user's default working directory.
- List Identifier - List the Software Technical Identifier (STI) that identify the software.
- List Message Library - Determine the primary Message Library to be searched.
- List Mount Request - Lists outstanding volume mount requests.
- List Names - Lists information about one or more File System entities (directories and/or files) contained in the working directory or in a specified directory or directories; may be listed in brief, normal or detailed format.
- List Names Data Exchange (IBM) - Lists, by file name, the contents of an IBM diskette.
- List Profile - List the specified sections of the invoker's profile.
- List Queue Request - Lists pending requests in a queue.

- List Search Rules - Displays the search rules currently defined for the issuing task group.
- List Tape Contents - Prints information about 9-track, labeled, magnetic tape files.
- List Working Directory - Displays the absolute pathname of the working directory.
- Load Band Image - Define the sequence in which characters are presented to the print mechanism.
- Load Index - Loads the specified alternate index file.
- Load Sharable Bound Unit - Load a sharable bound unit into the system memory pool.
- Login - Gains access to the system.
- Mail - Sends mail to another task group's mailbox or displays all mail in your own task group's mailbox.
- Memory Clear Off - Disable memory clear functionality within the issuing task group.
- Memory Clear On - Enable memory clear functionality within the issuing task group.
- Merge Files - Merges the records of up to eight sequential, relative, or indexed files.
- Message - Sends a message from a user command device to the operator terminal.
- Modify External Switches - Modifies selected external switches associated with the issuing task group.
- Modify File - Modifies the attributes of a disk file.
- Modify Reboot Parameters - Allow valid alterations to the reboot parameters without requesting a reboot.
- More Help Off - Turn off message chaining.
- More Help On - Turn on message chaining.
- New Process - Aborts the current task group request and restarts the task group using the same arguments as specified in the original group request or during login.
- Now - Displays the current day, date, and time.
- Open Journal - Establish an after image journal file.
- OPER - Allow a specially configured operator terminal to function alternately as an operator terminal and a user terminal.
- Peruse Directory - Scroll through, format, and write to the user-out file the indicated portion of the directory hierarchy.

- Peruse File - Scroll through, format, and write to the user-out file the indicated portion of the source file.
- Prime Index - Pre-initializes an indexed sequential file.
- Print - Prints the contents of the indicated file. The file may contain FORTRAN control characters, standard print control characters, or no print control characters.
- Print Cumulative File - Prints records in the error log cumulative file. This command is described in the Operator's Guide.
- Print Error Log - Prints error logging information for the device(s) specified. This command is described in the Operator's Guide.
- Print Hold File - Prints error logging information for memory or a device from the specified hold file. This command is described in the Operator's Guide.
- Print Quick Disk File - Prints the information generated by quick breakpoints located in the quick file.
- Program interrupt - Signals a program interrupt condition to a task.
- Queue Report - Enters into a report queue the name of a report that will subsequently be unspooled; associates with the report a specialized profile file that governs the details of the unspooling.
- Ready Off - Suppresses the ready message printed at the completion of each command.
- Read Mail - Examine and manipulate messages stored in a mailbox.
- Ready On - Activates the printing of the ready message at the completion of each command.
- Ready Off - Suppress the ready message printed at the completion of each command.
- Reboot - Allow valid alterations to be made to the reboot arguments before rebooting the system or request the reboot of the system using the existing reboot arguments.
- Recover Files - Cause a system-wide rollback of recoverable files after a system failure occurred.
- Remove - Cancels a previous file reservation.
- Rename - Changes the name of an existing file or directory.
- Reorganize Indexed File - Reorganizes an indexed sequential file.
- Report Queue Maintenance - Creates, modifies, views, renews, renames, and/or deletes a report queue.
- Restart Initiation - Restarts the issuing task group at the most recent valid checkpoint on the currently assigned pair of checkpoint files.

- Restore - Restores disk files and directories previously saved by the Save utility.
- Rollforward - Update a disk file by applying after images from a journal file.
- Save - Saves the specified disk volume (root directory), disk directories and/or files for a subsequent restore (by a Restore command).
- Send Mail - Transmit a message or file to one or more recipients.
- Send Message Mailbox - Sends a message to another task group.
- Set Access - Add or change access rights to disk or directory.
- Set Access Control List - Updates the access control list (ACL) of a file or directory by adding new entries or changing the access mode of an existing entry.
- Set Common Access - Updates the file or directory common access control list (CACL) of a directory by adding a new entry or changing the access mode of an existing entry.
- Set Date - Set the system internal clock to the indicated date and time.
- Set Error Logging - Sets the error logging level, initializes error logging files if necessary, and allows the accumulation of error logging information over an extended period of time. This command is described in the Operator's Guide.
- Set Listener - Activates or deactivates the listener monitoring utility for specified terminals. This command is described in the Operator's Guide.
- Set Terminal Characteristics - Changes the file characteristics of a terminal.
- Shrink File - Shrink a disk file by releasing any disk space beyond the logical end of data.
- Sort Files - Sorts the records of up to eight sequential, relative, or indexed files.
- Spawn Group - Creates, requests the execution of, and then deletes a task group.
- Spawn Task - Creates, requests the execution of, and then deletes a task within the issuing task group.
- Start - Resumes execution of the previous command level when the level has been interrupted, or resumes execution of a task.
- Start Error Logging - Requests error logging for memory or for specified devices. This command is described in the Operator's Guide.
- Start Mail - Activate a local mail facility.

- Start Network - Starts the networking software, using predeclared configuration files.
- Status Group - Displays the status of the issuing task group.
- Status System - Display general system status.
- Status Terminal - Display information regarding the status of all terminals configured on the system.
- Stop Error Logging - Deactivates error logging for memory or the named devices. This command is described in the Operator's Guide.
- Suspend Batch - Temporarily terminate the execution of the batch task group, and roll it out of memory.
- Suspend Group - Temporarily terminate the execution of the specified online task group.
- Swap Journal - Close the current journal tape/disk volume and open the next one.
- Tape Position - Positions magnetic tape forward or backward to a specific block, tape mark, or file name.
- Terminate Communication Statistics - Terminate the collection of communication statistics for the indicated subsystem, channel, and/or station. (See the System Maintenance Facility Administrator's Guide.)
- Terminal Identification - Return the appropriate terminal identification.
- Time - Displays the current date and time in ASCII format.
- Transaction Control Language Processor - Initiate the transaction Control Language Processor (TCLP).
- Transmit File - Transmit or receive data between two Mini 6 systems.
- Unified File Transfer - Initiate file transfer interface.
- Unload Sharable Bound Unit - Unload from the system memory pool the sharable bound unit previously loaded with the Load Sharable Bound Unit command.
- Unlock Dumpfile - Unlock the currently configured dumpfile.
- Unspool - Transcribes previously queued disk and tape reports to a printer or card punch.
- Unwind - Terminates processing of the current command line.
- Update Cumulative File - Removes all raw records and updates the cumulative error logging file. This command is described in the Operator's Guide.
- User - Return user parameters obtained from the system data bases.

- Validate Checkpoint - Causes the specified pair of checkpoint files to be examined for a valid restartable checkpoint.
- Vertical Format Unit - Edit or create the UFU.
- VFORMS - Creates, modifies, or views a form.
- Walk Subtree - Executes a command line in a specified directory and in all subordinate directories; prints (on error-out) the pathname of every directory referenced.
- Where - Displays the full pathname of a file (found by using currently defined search rules).

## HARDWARE SIMULATORS

The SSIP and DSIP (single- and double-precision scientific instruction processor) provide software simulation of

- Floating-point instructions (add, subtract, multiply, divide, compare, load, store, swap, and negate) that are generated by the FORTRAN Compiler or the Assembler.
- Floating-point branch instructions (branch on bit settings of scientific indicator register or scientific accumulator values).

The Commercial Simulator provides software simulation of commercial instructions (commercially oriented calculations and operations) that are generated by the Intermediate COBOL Compiler, RPG Compiler, or Assembler.

## System Maintenance Facility

The System Maintenance Facility acts as an aid in testing and maintaining the Mini 6 system. The facility includes the following utilities:

- . System Confidence Assessment Test 6 (SCAT6)
- . Error Logging
- . Communications Status and Statistics
- . Communications Trase
- . Scope
- . Dump Communications Processor (DCP)
- . Unplug and Replug
- . Find

The System Confidence Assessment Test 6 (SCAT6) utility is used as a final acceptance test of a newly installed system; it can be run any time thereafter as a system confidence test.

The Error Logging utility collects memory and/or hardware statistics for selected peripheral devices.

The Communications Status and Statistics utility initiates, displays, and terminates the collection of software and hardware status and statistics for the communications subsystem.

The Communications Trase utility documents the communications subsystem activities for specified communications lines.

The Scope utility display specified areas of main memory and of the Random Access Memory (RAM) of the Multiline Communications Processor (MLCP) on a Cathode Ray Tube (CRT) screen.

The Dump Communications Processor (DCP) utility generates a printout of the formatted contents of the MLCP.

The Unplug and Replug utilities logically enable/disable specified channel(s) from/for use by the Executive.



The Find utility locates the load addresses, in memory, of specified character strings.

For a complete description of these utilities, see the System Maintenance Facility Administrator's Guide.

### Display Formatting and Control Software

A BULL-supplied software package is available for forms definition and control. This software package is supplied with the Executive and can be configured as part of your system at system building time.

The software includes a VFORMS utility that enables you to create forms interactively; subsequently, you can modify existing forms without recompiling the programs that use the forms. The capabilities of this package are available to Assembly language programmers. See the Display Formatting and Control manual for additional information.

### ADDITIONAL SOFTWARE

The following pages describe some of the software available in addition to the standard Executive software.

#### Screen Editor

The screen Editor (also referred to as SCORPEO) is a full screen, interactive text editing and documentation tool. You can manipulate full screens of data making text editing faster and simpler by using the features of a video display terminal. Screen Editor functionality is described in the Application Developer's Guide.

#### INTERMEDIATE COBOL COMPILER

The Intermediate COBOL Compiler translates source statements of a source unit into text of a relocatable object unit. Descriptions of the Intermediate COBOL language statements are given in the Intermediate COBOL Reference manual.

## ADVANCED COBOL COMPILER

The Advanced COBOL Compiler translates source statements of source unit into text of a relocatable object unit. Advanced COBOL supports Intermediate COBOL features plus additional features based on the 1974 American National Standard. It provides full segmentation, enhanced data description and arithmetic facilities, greater I/O processing capabilities, and additional verbs (ALTER, SORT, STRING, SEARCH, USE). The Advanced COBOL Reference manual describes the Advanced COBOL language statements.

## ADVANCED FORTRAN COMPILER

GCOS 6 Advanced FORTRAN is based on the American National Institute Programming Language standard commonly known as FORTRAN 77. In addition to fully implementing this standard, Advanced FORTRAN contains extensions which further increase its utility (although use of the extensions would make the resulting program nonconforming). A description of the Advanced FORTRAN language statements is found in the Advanced FORTRAN Reference manual.

## BASIC INTERPRETER/COMPILER

The BASIC Interpreter/Compiler provides the user with an easy-to-use and easy-to-learn programming language. The small number of powerful and readily understood statements and commands of BASIC provide a simple means of problem solving. A BASIC program can be created at a terminal keyboard. Users can obtain BASIC in different flavors with different capabilities. The BASIC Interpreter/Compiler is described in the BASIC Reference manual.

## Transaction Control Language Compiler

The Transaction Control Language Compiler (TCLC) processes Transaction Control Language (TCL) source language program statements and produces a Transaction Descriptor (TD) and a diagnostic listing. The TCLC is described in the Transaction Control Language Facility manual.

## User Productivity Facility

The User Productivity Facility (UPF) is a feature that offers a menu-driven interface for the execution of system commands and user-written programs. Its design reflects a simplified environment in which to use the Executive.

Most commands can be invoked from executed within the UPF. You can manipulate forms and menus rather than entering command lines; the Menu Processor builds and executes command lines from the data entered on forms.

For a detailed description of the UPF, see the Menu Management/Maintenance Guide.

## Sort/Merge

Sort and Merge are invoked by separate commands. Sort may also be called from a COBOL, FORTRAN, or Assembly language program. The Sort program arranges records of a file in an order based on the values you specify for record key fields. Merge combines the records of up to six sequentially ordered input files on the basis of record key values. Up to 16 key fields can be specified, with values to be arranged in ascending or descending order according to the ASCII collating sequence. The data type of a key field can be character string, signed binary, packed decimal, or signed/unsigned decimal. Sort/Merge options include record selection, redefinition or rearrangement of record contents, and deletion of duplicate records. See the Sort/Merge manual for a detailed description of these capabilities.

## Advanced Assembler

The Advanced Assembler is available when you program in Assembly language.

Assembly language source statements of a source unit are translated into text of a relocatable object unit and, optionally, a cross-reference listing indicating symbol usage is produced. The Advanced Assembler is described in the Assembly Language (MAP) Reference Manual.

An Assembly language source program can include calls to system service macro all routines. Programs that are to include such macro calls must first use the Advanced Assembler. The calls are replaced by assembly source routines. The Advanced Assembler language statements are described in the Assembly Language (MAP) Reference manual.

## Pascal Compiler/System

The Pascal Compiler/System is an optimizing compiler that supports the capabilities of the International Standards Organization (ISO) Pascal, plus a set of extensions for ISO support and interfacing with Assembly language or FORTRAN routines. A high-level interactive debugger, and a profiler which monitors program execution and reports the frequency of execution of each line of code, are provided as development aids. The Pascal Compiler/System is described in the Pascal User's Guide.

## RPG-II Compiler

The RPG-II compiler translates RPG-II source statements of a source unit into a set of object units consisting of a root, or a root plus multiple overlays. The compiler also produces a file containing Linker directives; user-written Linker directives are thus unnecessary. When the Command Processor is invoked to process the statements in this file, it invokes the Linker and supplies it with Linker directives necessary to create an executable bound unit. The compiler supports an RPG-II language comparable to that in current industry-wide use. Significant features include: look-ahead, control levels and matching fields on input, table and array processing; forms alignment; and editing, detail, and total time functions on output. The compiler generates commercial instruction code. The RPG-II language is described in the RPG-II Reference manual.

## Transaction Control Language Facility

The Transaction Control Language facility (TCLF) includes a Transaction Control Language Compiler (TCLC) and a Transaction Control Language Processor (TCLP).

## DSA REMOTE BATCH FACILITY MINI 6/DPS 8

The Mini 6/DSA Remote Batch Facility (N-RBF) is a software package enabling Mini 6 hardware to be used in a remote batch processing environment with DPS8 host processing systems. Remotely located Mini 6 peripheral devices can enter jobs into and receive output from one or more (up to 16) host processors.

The Remote Batch Facility works in conjunction with a host processor and a Front-End Network Processor (FNP), operating under control of Network Processing Supervisor (NPS) software. The Remote Batch Facility uses the High-Level Data Link Control (HDLC) line protocol convention that controls the flow of data between the Mini 6 and the FNP.

The Front-End Processor is always the DATANET 7100, running under DNS, the Distributed Network Supervisor.

The facility operates under control of the GCOS 6 system. Remote batch and GCOS 6 local processing functions that are independent of the host processor can be performed concurrently, provided adequate resources (i.e., memory, peripheral devices) are available. Remote batch terminal (RBT) software is run as a task executing in a unique task group and using the resources reserved for that task group.

Each RBT permits the batch entry of remote jobs destined for processing in a host system and the receipt of output from those jobs. Jobs to be processed are submitted in ASCII files, on cards read directly by the RBT, or on cards spooled to a file and read in GBCD code. Commands entered from the RBT console control remote batch operations.

Refer to the DSA Remote Batch Facility Mini 6/DPS 8 Users Guide for additional information.

### REMOTE BATCH FACILITY MINI 6/DPS 8

The Mini 6 Remote Batch Facility (RBF) is a software package enabling Mini 6 hardware to be used in a remote batch processing environment with DPS 8 host processing systems. Remotely located Mini 6 peripheral devices can enter jobs into and receive output from one or more (up to 16) host processors.

The Remote Batch Facility works in conjunction with a host processor and a Front-End Network Processor (FNP), operating under control of General Remote Terminal Supervisor (GRTS) or Network Processing Supervisor (NPS) software. It supports multiple communications lines (dedicated, switched, or a mixture of dedicated and switched) to the host processors.

The facility operates under control of the GCOS 6 system. Remote batch and GCOS 6 local processing functions that are independent of the host processor can be performed concurrently, provided adequate resources (i.e., memory, peripheral devices) are available. Remote batch terminal (RBT) software is run as a task executing in a unique task group and using the resources reserved for that task group.

Each RBT permits the batch entry of remote jobs destined for processing in a host system and the receipt of output from those jobs. Jobs to be processed are submitted in ASCII files, on cards read directly by the RBT, or on cards spooled to a file and read in GBCD code. Commands entered from the RBT console control remote batch operations.

Refer to the Remote Batch Facility Mini 6/DPS 8 User's Guide for additional information.

## DSA REMOTE BATCH FACILITY MINI 6/DPS 7

The DSA Remote Batch Facility Mini 6/DPS 7 (N-RBF7) enables remotely-located Mini 6 peripheral devices to enter jobs into and receive output from a DPS7 host processor in a DSA environment. The Mini 6 operator can control the scheduling and execution of jobs in the same manner as the DPS7 operator. Each DPS7 host processor can accommodate up to six Mini 6 processors running this facility (a single host link is allowed for each Mini 6. The Front-End processor is the DATANET 7100.

Login to the DPS7 host system is achieved through the DPS7 Interactive Operation Facility (IOF). As a result, the Mini 6 operator has access to all available Basic IOF commands to supplement specific N-RBF7 functionality. Interactive Library Maintenance and the Interactive Text Editor are other DPS7 products that can be used with this facility.

Refer to the DSA Remote Batch Facility, Mini 6/DPS 7 User's Guide for additional information.

## REMOTE BATCH FACILITY MINI 6/DPS 7

The Remote Batch Facility enables remotely-located Mini 6 peripheral devices to enter jobs into and receive output from a DPS 7 host processor. The Mini 6 operator can control the scheduling and execution of jobs in the same manner as the DPS 7 operator. Each DPS 7 host processor can accommodate up to six Mini 6 processors running this facility (a single host link is allowed for each Mini 6).

Login to the DPS 7 host system is achieved through the DPS 7 Interactive Operation Facility (IOF). As a result, the Mini 6 operator has access to all available Basic IOF commands to supplement specific RBF/64 functionality. Interactive Library Maintenance and the Interactive Text Editor are other 64/DPS products that can be used with RBF/64.

Refer to the Remote Batch Facility Mini 6/DPS 7 User's Guide for additional information.

## DATA ENTRY FACILITY-II (DEF-II)

DEF-II provides a multi-station, CRT-oriented, source data collection function for subsequent processing by a host computer. DEF-II functionality embodies established data entry concepts in a menu-driven approach, making it easy to specialize and run procedures. The facility supports up to 32 operator workstations (VIP 7200 DKU 7001, or DKU 7002 terminals) and up to eight line or serial printers. The Data Entry Facility-II User's Guide provides detailed information on DEF-II functionality.

## HOST RESIDENT FACILITY

The BULL DPS 8 Host Resident Facility (HRF) is a set of programs that run on a DPS 8 system under the control of GCOS. The HRF permits Mini 6 users to write, compile, assemble, and link Mini 6 programs on a DPS 8. Once developed, HRF generated programs can be sent to a Mini 6/DPS 8 File Transmission Facility and executed at the convenience of the Mini 6 operator. HRF includes a facility to permit the printing of Mini 6 memory dumps on a DPS 8 line printer.

## FILE TRANSMISSION BETWEEN Mini 6 AND HOST COMPUTERS (DSA Environment)

File transmission in a DSA environment between the Mini 6 and other processors (Mini 6/DSS, 64 DPS (DPS7), 66/DPS (DPS8)) is implemented through utility programs. Each of these utility programs permits files to be transmitted to or received from one remotely located processor. Each processor must incorporate appropriate file transmission software.

The N-FTF utility program provides for file transmission between the Mini 6 and Mini 6 or DPS 8 host processors. The N-FTF7 utility program is used for file transmission between the Mini 6 and DPS7 processors, N-FTF transmits files in ASCII format, using the polled VIP protocol. N-FTF7 transmits files in EBCDIC. Each file transmission program is invoked by a command (either entered on a terminal or included within a user EC command file). The command name corresponds to the name of the utility program invoked; N-FTF or N-FTF7. Each program provides error analysis.

For N-FTF or N-FTF7 an initiate/accept dialog between file transmission software in each of the two processors determines whether a file can be transferred. A restart capability is available when transmission between a Mini 6 and a DPS 8 processor is aborted due to failure in the transmission line. File transfer can be restarted at any record in the file being transferred at the time of failure.

For details on the use of the file transmission utility programs to transmit files to a specific processor, refer to the appropriate file transmission manual.

## FILE TRANSMISSION BETWEEN MINI 6 AND OTHER COMPUTERS

File transmission between the Mini 6 and a variety of other processors (Mini 6, Level 66/DPS 8, Level 64/DPS 7 and non-BULL processors) is implemented through three utility programs: TRAN, TRANH, and TRANB. Each of these utility programs permits files to be transmitted to or received from one or more remotely located processors. Each processor must incorporate appropriate file transmission software.

The TRAN utility program provides for file transmission between the Mini 6 and one or more DPS 8 host processors. The TRANH utility program is used for file transmission between the Mini 6 and other Mini 6 processors, or between the Mini 6 and DPS 7 host processors. Both TRAN and TRANH transmit files in ASCII format, using the polled VIP protocol.

A third utility program, TRANB, enables file transmission between the Mini 6 and BULL processors that use the BSC2780/3780 protocol; TRANB converts ASCII data in Mini 6 files into EBCDIC 80-character records for transmission, and converts the received EBCDIC records into ASCII format.

Each file transmission program is invoked by a command (either entered on a terminal or included within a user EC command file). The command name corresponds to the name of the utility program invoked; TRAN, TRANH, or TRANB. Each program provides error analysis. For TRAN and TRANH, an initiate/accept dialog between file transmission software in each of the two processors determines whether a file can be transferred. A restart capability is available when transmission between two Mini 6 processors or between a Mini 6 and a DPS 8 processor is aborted due to failure in the transmission line. File transfer can be restarted at any record in the file being transferred at the time of failure.

Multiple file transmissions between the Mini 6 and one or more processors can occur concurrently. (For example, the Mini 6 could transmit files to a DPS 7 and a DPS 8 host processor concurrently.) Each file transfer takes place over a different communications line. An argument in the command that invokes the transmission program specifies whether a specific communications line is to remain connected after a file transfer or is to be disconnected. As long as the line is connected, file transfers can be made by issuing the appropriate command (TRAN, TRANH, or TRANB) for each transfer.

For details on the use of the file transmission utility programs to transmit files to a specific processor, refer to the appropriate file transmission manual.

### 2780/3780 WORKSTATION FACILITY

The 2780/3780 Workstation Facility allows a Mini 6 to communicate with a host system via 2780/3780 binary synchronous (BSC) line protocol. Batch jobs can be submitted to the host system and output directed back to the Mini 6. The following capabilities are provided:

- Line printer horizontal format control
- Automatic restart
- Dual communications interface
- Auto answer (dial-up operation only)
- Multiple record transmission
- Error reporting and retransmission

In addition to the previously specified capabilities, the 3780 operational mode provides the following additional capabilities:

- Space compression/expansion
- Conversion Mode
- Automatic disconnect

The 2780/3780 Workstation Facility is described in the 2780/3780 Workstation Facility User's Guide.



## HASP WORKSTATION FACILITY

The HASP Workstation Facility enables a Mini 6 system to perform functions of a HASP multi-leaving workstation when communicating with a host system. The following capabilities are provided:

- BSC multi-leaving protocol
- EBCDIC transparency
- Data compression/expansion
- Switched or dedicated terminal communication facilities

Refer to the HASP Workstation Facility User's Guide for additional information.

## PROGRAMMABLE FACILITY/3271 (PF/3271)

The Programmable Facility/3271 (PF/3271) enables an appropriately configured Mini 6 system to perform functions of a host system 3271 terminal cluster. Communication with the host system is performed by means of a multipoint, polled 3271 BSC line protocol. PF/3271 is described in the 3270 Interactive Facility User's Guide.

## BASIC CONCENTRATION FACILITY (BCF)

The Basic Concentration Facility supports the connection of a variety of synchronous and asynchronous terminals to a remote host system via the Mini 6.

BCF provides a means of smoothing the traffic of messages from terminals and sending them over a higher quality line. It also reduces the need for modems and long distance lines.

BCF supports up to 32 terminals and runs at the same time as other Mini 6 facilities or user applications.

## DISTRIBUTED TRANSACTIONAL FACILITY (DTF)

The Distributed Transactional Facility provides a complete set of capabilities for synchronizing the execution of multiple transactions for multiple terminals simultaneously. DTF can handle all the functions necessary to process transaction locally and remotely and call in resources held in a host system in the network to satisfy the user's requirements. DTF handles the management of local and remote synchronous and asynchronous terminals. It also manages the activation and sequencing of transaction processing routines and interfaces with DFC, the Display Formatting and Control facility.

## NETWORKING OPERATION SOFTWARE

Most of the network operation are controlled by the application program or network software. The facilities available to the operator are described in GCOS 6 MOD 400 System User's Guide and are restricted to the following operations that are performed through the Network (NCL) Commands.

1. Numbering physical lines, logical lines and virtual circuits.
2. Listing physical lines and virtual lines.
3. Displaying the attributes of physical lines, network connections, logical connections, paths and virtual circuits.
4. Displaying the history of physical lines and logical lines.
5. Obtaining the history of physical lines, logical lines, logical connections and virtual circuits.
6. In line tests.

Also, the operator has some limited control of the network operations through the use of predefined operating procedures.

1. Starting the system, using the S NET command which may be included in the predefined START\_UP EC file.
2. Enabling Alternate paths.

## SECONDARY NETWORK MANAGER (SNM)

The SNM manages workstations connected to the Mini 6 secondary network over a Public Data Network (e.g. TRANSPAC).

The workstation configuration supported by this line manager connected to TRANSPAC, is:

TCU 7022 cluster controller with up to 8 DKU 7007 stations each having optional TTU 8125/7 ROP and DKF 7006 badge reader.

## SECTION 5

### MASTER INDEX TO MOD 400 PUBLICATIONS

The following Master Index combines, in an abbreviated form, the indexes of individual MOD 400 Release 3.0 manuals. It does not, however, index either the quick reference guides or the GCOS 6 MOD 400 Commands manual. Please note that specific language statements and commands, which are included in the individual indexes of the MOD 400 publications, have generally been excluded from the Master Index.

The Master Index references only the final four characters of the base publications number of the manual in which a topic may be found. These publication numbers are listed with their corresponding manual titles in the Manual Directory at the beginning of this manual. For specific page numbers, consult the individual manual concerned.

Index entries are listed in standard dictionary order (i.e., ignoring spaces, hyphens, etc.), rather than in ASCII sequence.

## A

Abbreviated Login terminal, CZ04

Abort Procedures in DM6 TP, CZ71, CZ72

Abort Sort Call (ZSEND), CZ18

Absent Prompts, CZ10

Absentee Processing, CZ03, CZ04, CZ15

Absolute Pathnames, CZ03

### Access

Checking Access Rights, CZ03

Codes, CZ10

Control, CZ03

Control Lists, CZ03

Controlling User Access in User Registration Systems, CZ02

Definition of Direct Access, CZ40

Definition of Random Access, CZ40

Mode, CZ34

Processing, CZ41

Rights of Code Segments, CZ06

Rights of Data Segments, CZ06

Roles, CZ10

System, CZ03, CZ05, CZ15

Time of Storage Devices, CZ19

Types, CZ03

### ACL File

Data Base, CZ53

Active Functions, CZ03, CZ04

Active Strings, CZ03

### Activity Indication Messages

File Transmission, CZ60, 26MJ

Add/Delete Message Utility, CZ16

### Address Space

Task Address Space, CZ03

Address Syllable Maps (AS Maps), CZ38

Addressing techniques in Assembly Language, CZ06, CZ38

Administrative Language Utility, CZ34

Aid Values and Their Meanings (Tbl), CZ65

### Alignment

Standard Rules for Alignment, CZ34

Allocation  
 Allocating and Deallocating Segments and Bound Units, CZ03  
 Buffer Pool, CZ06  
 Data, CZ34  
 Memory, CZ02, CZ71

Alphabet Name, CZ34

Alphabetic Test, CZ34

Alternate Collating Sequence and File translation, CZ41

Alternate Index  
 Additional Information Record, CZ19  
 Commands Listed, CZ19  
 Control Interval (CI), CZ19  
 Duplicate Key Pointer Group, CZ19  
 References, CZ03, CZ06, CZ19

Alternating tables Specification (Fig), CZ41

ALTSEQ Statement, CZ18

ALU (Administrative Language Utility), CZ34

ANSI (Magnetic Tape Files, CZ19

APDA (Application Program Data Area), CZ65

Append File, CZ41

Application  
 Assigning Priorities to Application Tasks, CZ03  
 Developer's Guide to Manuals, CZ01  
 Development, CZ15  
 Linker Directives, CZ05, CZ15, CZ72  
 Overlays, CZ72  
 Program/Data Field Display Interface, CZ65  
 Programs, CZ71  
 Types of User Application Interfaces (Fig), CZ65

Application Program Data Area (APDA), CZ65

Argument  
 Advanced FORTRAN Argument List, CZ39  
 Compiler, CZ34  
 References, CZ03, CZ34, CZ39

Arithmetic Expressions and Operators, CZ34, CZ36, CZ39, CZ40

Arithmetic Temps, CZ34

Arrange Statement, CZ18

Array  
 Array and Table Entries, CZ41  
 References, CZ34, CZ36, CZ39, CZ40  
 Time Arrays, CZ41

AS Maps (Address Syllable Maps), CZ38

Ascending Tables, CZ41

#### ASCII

(AC) Input, CZ64

(AC) Output, CZ64

ASCII/EBCDIC Character Sets, CZ19, CZ62, CZ63, CZ65

ASCII/Hexadecimal Equivalents, CZ05, CZ62, CZ65

ASCII to Decimal Conversion table, CZ36

Bypassing ASCII/EBCDIC Translation, CZ63, CZ64

Bypassing EBCDIC/ASCII Translation, CZ63

Character Set, CZ05, CZ19

Collating Sequence, CZ41

ASK/KSR Driver, CZ05

#### Assembler

Interface Utility, CZ52

References, CZ01, CZ38, CZ52

#### Assembly Language

Addressing Techniques, CZ06, CZ38

Communications Applications, CZ05

Conventions (Menu Subsystem), CZ10

Instructions, CZ38

Program Preparation, CZ05, CZ65

Radix-40 Namelist in an Assembly Language Program, CZ21

References, CZ06, CZ10, CZ18, CZ38, CZ65

Sort Utility, CZ18

Assignment Statements, CZ39

At End Status, CZ34

ATD Line Protocol Handler, CZ05

#### ATD LPH

Block Mode, CZ05

Field Mode, CZ05

ROP Mode, CZ05

Stream Mode, CZ05

TTY Mode, CZ05

Atom, CZ34

#### Attribute

Character Locations in a COBOL Program (Fig), CZ65

References, CZ34, CZ47, CZ65

Specification of Attributes, CZ34

Audit File, CZ71, CZ72

Authority Codes, CZ71

Auto Call Unit, CZ02, CZ05

Autoduplication, CZ20

Automatic

Disk Volume Recognition, CZ03  
Refresh Mode (SCOPE), CZ09  
Skip, CZ65  
Tape Volume Recognition, CZ03  
Terminal Reconnect, CZ02, CZ04  
Tests, CZ09

Auto Report, CZ41

Autorestart Unit Configuration, CZ02

## B

Back Menu Key, CZ10

Backup and recovery Facilities, CZ03

### Bars

Vertical Bars, CZ34

## BASIC

Compile, Link, Execute Procedures, CZ15

CVT Conversion Functions, CZ36

Environment, CZ36

Interpreter, Interpreter/Compiler and Runtime System Messages, CZ16

Interpreter/Compiler, CZ01, CZ16, CZ36

Resequencing Lines, CZ15

## Batch

Accumulators, CZ47

Batches in DEF-II, CZ47

Commands and Directives, CZ63

Batch Control facility (See BCF/DTF)

Deferring Batch and Interactive Group Requests, CZ03

Files, CZ71, CZ72

Processing, CZ04, CZ05, CZ15

Status, CZ47

(See also RBF/66)

BCC (BSC Block Check Character), CZ05

## BCF/DTF

Error Messages and Abort Codes, 05MJ

Implementation, 02MJ

Programming, 04MJ

Operation (Guide to), 03MJ

Overview, 01MJ

BDW (Block Descriptor Word), CZ19

Before-Images, CZ05, CZ06

Binary-Coded Status of the SIDA (Tbl), CZ65

Binary Synchronous Communications (See BSC)

## Bit

Map, CZ19

Number String, CZ41

Operation, CZ41

Blank Line in Source Program, CZ34, CZ39

## Block

ATD LPH Block Mode, CZ05

Error Check, CZ05

Request Blocks, CZ03, CZ05

Block Check Character (BCC), CZ05



Block Descriptor Word (BDW), CZ19

Block Sequence Number (BSN), CZ19, CZ34

BOFS (Buffer Offset Field), CZ19

Bootstrap  
  (IPL) Record, CZ19  
  Options, CZ02, CZ04  
  Software to Be Placed on the Bootstrap Volume, CZ02

Bound Unit  
  ID Defined, CZ06  
  Linking in DM6 TP, CZ72  
  Loading (Search Rules), CZ03  
  References, CZ03, CZ06, CZ71, CZ72  
  Segmented Overlays, CZ03  
  Segmented Reentrant Sharable, CZ03  
  Sharable Segmented, CZ03

Boundary Violation Status, CZ34

BPA (Buffered Printer Adapter), CZ05

Branching Operation, CZ41

Break  
  Breaking a Task, CZ05  
  Operation in RPG, CZ41  
  Processing in DM6 TP, CZ71  
  Switch, CZ34

Break Key  
  Break Key and the Menu Subsystem, CZ10  
  Use in TCLF, CZ20

Breapoint  
  Definition, CZ40  
  Setting, CZ05

BRK (See Break Key)

BSC (Binary Synchronous Communications)  
  2780 Protocol, CZ62  
  2780/3780 Line Protocol Handler, CZ05  
  3780 Protocol, CZ62  
  Block Check Character (BCC), CZ05  
  Handler, CZ05, CZ62, CZ63  
  Multileaving Protocol, CZ64  
  Protocols, CZ62, CZ64, CZ65  
  References, CZ05, CZ62, CZ63, CZ64, CZ65  
  Transport facility, CZ62  
  Transport facility IBM Host Configuration, CZ62  
  Typical Execution Configuration for the BSC 2780 Workstation Facility  
    (Fig), CZ63

BSN (Block Sequence Number), CZ19, CZ34

Buffer

Screen Image Buffer (SIB), CZ65  
Use, CZ20, CZ71

Buffer Offset (BOFS) Field, CZ19

Buffer Pool

Allocation, CZ06  
File specific, CZ03  
Private, CZ03  
Public, CZ03  
References, CZ03, CZ04, CZ06  
Statistics, CZ03  
Types, CZ03

Buffered Mode

TTY LPH, CZ05

Buffered Operations

Buffered Read and Write Operations, CZ03  
Disk, CZ03  
File System, CZ03  
Magnetic Tape, CZ03  
Unit Record and Terminal, CZ03

Buffered Printer Adapter (BPA), CZ05

## C

### Iylc

- Definition of Calc Key, CZ19
- Pointers, CZ19
- Record, CZ19
- Set, CZ19

Calculation Form, CZ41

Call/Cancel System Messages, CZ16

### Callable Routine

- Calling Sequences (menu Services), CZ10
- Rules for Calling, CZ34
- Sort, CZ18
- Table of Callable Routines, CZ34

### Card

- File, CZ41
- Format, CZ19
- Punch, CZ34, CZ41
- Punch as Output File, CZ34
- Reader, CZ02, CZ05, CZ34, CZ41
- Reader as Input File, CZ34
- Reader/Punch Driver CZ05

### Catalog

- Menu Catalog, CZ10
- CCB (Channel Control Block), CZ09
- CCP (Channel Control Program), CZ09

CD Area, CZ71, CZ73

Chain Operation, CZ41

Chaining, CZ71

### Channel Numbers

- Communications Device Channel Numbers, CZ02
- Floating Channel Numbers, CZ02
- MLCP Channel Numbers, CZ02
- Peripheral Device Channel Numbers, CZ02

Character Sets, CZ05, CZ09, CZ34, CZ36, CZ39, CZ59, CZ60, 26MJ

Check Digits, CZ47

### Checkpoint

- Checkpoint/Restart Facility, CZ05
- Files, CZ05
- References, CZ03, CZ05, CZ18, CZ20, CZ34

Choice Indicators, CZ34

CI (See Control Interval)

CIPSIM, CZ47

Class Condition, CZ34

Clause

Definition of COBOL Clause, CZ34

Cleanpoint

Cleanpoint/Rollback Facility, CZ05

References, CZ03, CZ05, CZ06, CZ20, CZ34, CZ71

CLM (Configuration Load Manager)

CLM and System Messages, CZ16

Creating a CLM File, CZ02

Directives, CZ02, CZ65

Directives for a Communications Configuration, CZ02

References, CZ02, CZ09, CZ16, CZ65

Clock

Cyclic Clock Request Block, CZ06

Manager Error Messages, CZ16

Regular Clock Request Block, CZ06

Coarse-Level Index CI Header, CZ19

COBOL

Advanced COBOL Compiler, CZ01, CZ15, CZ16, CZ34, CZ52, CZ72

BES Files in Advanced COBOL, CZ34

BSC Application, CZ15

Callable Routines (Tbl), CZ34

Calls, CZ15

Character Locations in a COBOL Application Program (Fig), CZ65

Class Condition, CZ34

Compilation and Execution Example, CZ52, CZ53

Compile, Link, Execute Procedures, CZ15

Compiler Input Files in DM6 TP, CZ72

Compiler System Messages, CZ16

Continue Switch, CZ34

Data Manipulation Language (DML), CZ52

DM6 I-D-S/II and Advanced COBOL, CZ34, CZ52

DM6 TP and Advanced COBOL, CZ34

Extensions in TCLF, CZ20

FIPS Leveling, CZ34

Intermediate Reference, CB10

Interprogram Communication, CZ34

Language Program Preparation, CZ65

Message Library Call Statements, CZ16

MSD as I/O File, CZ34

Object-Time Routines System Messages, CZ16

Programs in DEF-II, CZ47

Record Relationships in COBOL and in I-D/II, CZ53

Sort Function, CZ18

Specification of Attributes, CZ34

Subschema Data Description Language, CZ52

Use of FORTRAN Programs, CZ34

User Application I/O Consideration, CZ65

User Work Area (UWA), CZ34, CZ52, CZ53

## Code

- 3DMM Return, CZ21
- Authority, CZ71
- Callable Sort Return, CZ18
- Command Codes/Status - Bytes 1926 and 1927, CZ65
- Completion - Byte 1928 CZ65
- Control, CZ41
- Edit, CZ41
- Error, CZ16
- Record Identification, CZ41
- Return/Function - Bytes 1920 and 1021, CZ65
- Sets in File Transmission, CZ59, CZ60, 26MJ
- Status (Display Formatting and Control), CZ21
- TRANB Code Conversion, CZ62

## Collation

- Alternate Collating Sequence and File Translation, CZ41
- ASCII Collating Sequence, CZ41
- EBCDIC Collating Sequence, CZ41

## Command

- Codes/Status - Bytes 1926 and 1927, CZ65
- Environment, CZ03
- Line Format, CZ03
- Processor, CZ03

## Command-In File

- Definition, CZ05

Commence Sort Call (ZSCOMM), CZ18

Comment Line, CZ20, CZ39

## Commercial Processor

- Instructions, CZ38
- Simulator, CZ34, CZ38, CZ41

Commitment Unit, CZ71

Common Files, CZ03

## Communication

- Applications (Assembly Language), CZ05
- Characteristics, CZ02
- CLM Directives for a Communications Configuration, CZ02
- Communicating with Host, CZ66
- Communicating with Other Users, CZ04
- Configurations, CZ66
- Data Communications Software, CZ03
- Description, CZ73
- Device Channel Numbers, CZ02
- Devices, CZ02, CZ34
- Directives, CZ02
- Establishing, CZ59, CZ60, 26MJ, CZ62
- Function Codes, CZ05
- Interface to Communications Software, CZ01, CZ05
- Interprogram, CZ34
- Memory Requirements CZ02
- Processor, CZ09

Communication (cont)

Resident Code Requirement for Communications Modules, CZ02  
Section, CZ34, CZ71  
Status and Statistics Commands, CZ09  
Subsystem, CZ05  
Terminating, CZ59, CZ60, Z6MJ  
(See also Binary Synchronous Communications)

Communications Queue Block (CQB), CZ09

Comp Operation, CZ41

Compile Memory Size H, CZ41

Compile-Time

Definition, CZ40  
Tables and Arrays, CZ41

Compiler

Advanced COBOL, CZ34  
Advanced FORTRAN, CZ39  
BASIC Interpreter/Compiler, CZ36  
Options, CZ40  
Pascal, CZ40  
TCLF, CZ20

Completion Code - Byte 1928, CZ65

Compression

Menu Compression, CZ10  
Record (Data) Compression/Expansion, CZ64

Concurrency Control, CZ03, CZ71

Concurrent Testing, CZ09

Conditioning Indicators, CZ41

Configuration

Automatic Terminal Reconnect, CZ02  
Display Formatting and Control, CZ02  
Dual-Purpose Operator terminal, CZ02  
Memory Save and Autorestart Unit, CZ02  
Operator Terminal, CZ02  
Power Resumption Facility, CZ02  
System Configuration and Environment Definition, CZ03  
Timeslicing, CZ02

Configuration Load Manager (See CLM)

Consistency Tables, CZ41

Console Driver Conventions, CZ05

Constant

Definition, CZ40  
Figurative, CZ34

Continue Switch, CZ34

## Control

- Access, CZ03
- Codes, CZ41
- File Concurrency, CZ03
- Information List, CZ39
- Levels, CZ41
- Listing of Control Characters, CZ05
- Panel, CZ02
- Settings in DEF-II, CZ47
- Statements, CZ39
- System Control of Task Groups, CZ03
- System Control Software, CZ03

## Control Byte

- ATD Stream Mode, CZ05
- ATD TTY Mode, CZ05
- BSC 2780/3780 LPH, CZ05
- Printer, CZ05
- STD LPH, CZ05
- TTY LPH, CZ05

## Control Interval (CI)

- Alternate Index, CZ19
- Definition, CZ19

## Control Word

- ATD Block Mode, CZ05
- STD LPH, CZ05

## Conversion

- ASCII to Decimal, CZ38
- Binary to Hexadecimal, CZ34
- Decimal to Hexadecimal, CZ38
- Hexadecimal to Decimal, CZ38

## Copying Files, CZ04

CQB (Communications Queue Block), CZ09

CRC (Cyclical Redundancy Check), CZ05

CRT Refresh Modes (SCOPE), CZ09

Cumulative File (Error Logging), CZ02, CZ04

Currency Sign, CZ34

Cursor Address - Bytes 1924 and 1925, CZ65

## Cut Option

- Sending a File to Host (Cut Option), CZ62

CVT Conversion Functions for BASIC, CZ36

Cyclical Redundancy Check (CRC), CZ05

Cynthia Cartridge Disk, CZ02

D

Daemon, CZ03, CZ04

Data

- Alignment, CZ34
- Allocation, CZ34
- Application Program Data Area (APDA), CZ65
- Bypassing Data Translation, CZ63
- Categories in Advanced COBOL, CZ34
- Communications Software, CZ03
- Conventions in RPG, CZ41
- Division, CZ34, CZ71, CZ73
- Elementary Data Item in Advanced COBOL, CZ34
- Entry Field, CZ65
- Extraction, CZ41
- Field Attributes, CZ65
- File, CZ19, CZ47
- File GLossary, CZ19
- File Key Types, CZ19
- Incompatible Data, CZ34
- Management, CZ05, CZ52
- Management Functions Summarized, CZ05
- Processing Message Facility (Electronic Mail) System Messages, CZ16
- Representation on Mini 6, CZ38
- Screen Image Data Area (SIDA), CZ65
- Status, CZ41
- Structures, CZ19, CZ52
- Symbols for Data Item in Advanced COBOL, CZ34
- Types in Advanced FORTRAN, CZ39
- Verification, CZ47

Data Base

- ACL File, CZ53
- Analysis Utilities, CZ53
- Concepts, CZ52, CZ53
- Control System (DBCS), CZ52, CZ53
- Descriptions and Languages, CZ52, CZ53
- Exception Condition, CZ52
- File Name Conventions, CZ53
- Installation and Utility Commands, CZ53
- Preparation in DM6 TP, CZ72
- Rebuild Utility, CZ53
- Registers, CZ34
- Statistical Analysis, CZ53
- Structures, CZ52, CZ53
- Support in DM6 TP, CZ71

Data Description Language (DDL), CZ52, CZ53

Data Entry Facility-II (See DEF-II)

Data Management 6 Integrated Data Store-II (See DM6 I-D-S/II)

Data Manipulation Language (DML), CZ52, CZ53



Data Transmission

Mode in HASP, CZ64  
Transmitting Data, CZ65  
(See also Communication)

DBCS (Data Base Control System), CZ52, CZ53

DB-REALMNAME (Special Register), CZ34, CZ52

DB-RECORD NAME (Special Register), CZ34, CZ52

DB-SET-NAME (Special-Register), CZ34, CZ52

DB-STATUS (Special Register), CZ34, CZ52

DCP (Dump Communications Processor Utility), CZ05

DDL (Data Description Language), CZ52, CZ53

Deadlock, CZ34

Debug

Debugging Switch, CZ34  
Mode in Sort/Merge, CZ18  
Operation in RPG, CZ41  
References, CZ05, CZ15, CZ18, CZ20, CZ34, CZ40, CZ41  
System Messages, CZ16

Debug Item (Special Register), CZ34

Decimal Temps, CZ34

Dedicated Keys (Menu Subsystem), CZ10

DEF-II (Data Entry-Facility-II)

COBOL Programs in DEF-II, CZ47  
Data Entry, CZ47  
Data Verification, CZ47  
References, CZ01, CZ47

Defective Sector Index, CZ19

Deferred Printing, CZ01, CZ05, CZ15

Deferred Processing Capabilities, CZ03, CZ04

Demand File, CZ41

Detail and Total Time, CZ41

Detail Block, CZ41

## Device

- Assigning Priority Levels to Devices, CZ03
- Configuration, CZ02
- Driver Conventions, CZ05
- LRNs, CZ03
- Peripheral Device Channel Numbers, CZ02
- Reserving Devices, CZ05

Device Media Control Language (DMCL), CZ53

## Diagnostics

- Abbreviated, CZ34
- FIPS Leveling, CZ34

Dialup Terminal, CZ04, CZ15

Digit Values, CZ34

## Direct Access

- Definition, CZ40
- Files, CZ40
- Processing in RPG, CZ41
- (See also Random Access)

Direct-Connect Terminal, CZ04, CZ15

## Directive

- Basic Configuration Load Manager Directives, CZ02
- CLM Directives for a Communications Configuration, CZ02
- References, CZ02, CZ47
- Rules for Arranging CLM Directives, CZ02
- Rules for Arranging Communications Directives, CZ47

Direct Login Terminal, CZ04, CZ15

## Directory,

- Boot, CZ05
- Creating, CZ05
- Default, CZ47
- Deleting, CZ05
- Disk Directory Entries, CZ19
- Disk Directory Structure, CZ02
- Forms, CZ20
- Listing, CZ05
- PROGS, CZ20
- References, CZ02, CZ02, CZ04, CZ04, CZ19, CZ20
- Reports, CZ20
- Root, CZ03, CZ05, CZ19
- TRANS, CZ20
- Transaction Processing, CZ20
- UDD, CZ20
- Working, CZ03, CZ05

## Disk

- Buffered Operations (Buffer Pools), CZ03
- Definition of Disk Sector, CZ19
- Device Pathname Construction, CZ03
- Driver Conventions, CZ05

## Disk File

- Concurrency Control (Tbl), CZ03
- Conventions, CZ03, CZ05, CZ15
- Directory Structure, CZ03
- Organization, CZ03
- Protection, CZ03
- Recovering Disk Files, CZ05
- Save and Restore, CZ03, CZ15

## Disk Volume

- Automatic Recognition, CZ03
- Creating, CZ05
- Format, CZ19
- Organization, CZ19
- Renaming, CZ05

## Display

- Mode (Menu Subsystem), CZ10
- Processing System Messages, CZ16

## Display Formatting and Control

- Configuring, CZ02
- Software, CZ01, CZ02

Disposition Parameter Values (Fig), CZ66

Distributed Systems Software, CZ03

Distributed Transactional Facility (See BCF/DTF)

## Distribution Media

- MOD 400 Distribution Media, CZ02

## DM6 I-D-S/II

- DM6 I-D-S/II and Advanced COBOL, CZ34
- Reference, CZ19, CZ34, CZ52, CZ53, CZ72
- System Overview, CZ53
- Use of I-D-S/II User Work Area in DM6 TP, CZ72

## DM6 I-D-S/II Area

- Calc Header Record, CZ19
- Creating, CZ19
- Data CI (Page), CZ19
- Inventory CI, CZ19
- Pointers, CZ19
- Record Format, CZ19
- References, CZ19, CZ52

## DM6 TP (Data Management 6 Transaction Processor)

- Commands, CZ72
- DM6 TP and Advanced COBOL, CZ34
- References, CZ34, CZ53, CZ71, CZ72, CZ73
- Support of I-D-S/II, CZ71
- Use of Subschemas, CZ53

DMLC (Device Media Control Language), CZ53

DML (Data Manipulation Language)

Parameter File, CZ52  
References, CZ52, CZ53

Documentation

How to Use the Documentation Set, CZ01

Dope Vector

Dope Vectors with Sort Subroutine Calls, CZ18  
References, CZ18, CZ34

Double-Block Transmission

BSC LPH, CZ05

Double-Precision SIP Simulator (DSIP), CZ38, CZ39

DPEDIT (Dump Edit)

System Messages, CZ16  
Utility, CZ05, CZ15

Driver

ASK/KSR, CZ05  
Card Reader/Punch, CZ05  
Device, CZ05

DSA

IN-Line Tests and Verification, 24MJ  
Network Messages, 18MJ  
Network Operation, 23MJ  
Network Overview, 20MJ  
Pocket Guide, 22MJ  
System Building, 21MJ

DSIP (Double-Precision SIP Simulator), CZ38, CZ39

DSPLY Operation, CZ41

Dual-Purpose Operator Terminal

Configuration, CZ02  
References, CZ02, CZ04

Dummy Arguments, CZ39

DUMP

Communications Processor (DCP) Utility, CZ05  
Edit (See DPEDIT)  
Facilities, CZ01, CZ05, CZ15, CZ16

Dynamic Access

Mode, CZ34  
Processing, CZ41

Dynamic Card Reader, CZ64

Dynamic File

Binding Defined, CZ40  
CI Header, CZ19  
CI Record Descriptor, CZ19  
INcentory CI, CZ19  
UFAS Dynamic Disk File Organization, CZ03, CZ19

## E

### EBCDIC

ASCII and EBCDIC Character Sets, CZ05, CZ19, CZ63, CZ65  
Bypassing ASCII/EBCDIC Translation, CZ63  
Bypassing EBCDIC/ASCII Translation, CZ63, CZ64  
Character Set with Hexadecimal and Binary Equivalents, CZ62, CZ65  
Collating Sequence, CZ41  
Command Codes and Commands (Tbl), CZ65  
(EB) Input, CZ64  
(EB) Output, CZ64  
Line Transmission, CZ64  
Magnetic Tape Files, CZ19

EC and START\_UP.EC Files, CZ03, CZ04, CZ15, CZ64, CZ65

### Edit

Codes and Words, CZ41  
Descriptors, CZ39

Edit Profile (EP), CZ02, CZ05

### Editor

Line, CZ01, CZ05, CZ15  
Screen (SCORPEO), CZ01, CZ15

EGI (End-of-Group Indicator), CZ34

ZII (Extended Integer Instructions), CZ38

Elementary Data Item, CZ34

### Ellipsis

Use, CZ20, CZ34

EMI (End-of Message Indicator), CZ34

End-of-File Handling, CZ36

End-of-Group Indicator (EGI), CZ34

End-of-Message Indicator (EMI), CZ34

End-of-Segment Indicator (ESI), CZ34

Endfile Specifier, CZ39

Endpoints, CZ71, CZ73

Entry/Verify, CZ47

### Environment

Command, CZ03  
Execution, CZ03  
System Configuration and Environment Definition, CZ03

EOP (End-of-Page), CZ34

Equal LOKUP Operations, CZ41

Error

Advanced FORTRAN Error Specifier, CZ39  
Codes, CZ16  
Correcting Typing Errors, CZ04, CZ05, CZ15  
System Error Messages, CZ16

Error Logging

Commands, CZ09  
Configuring, CZ02  
Messages, CZ16  
References, CZ02, CZ04, CZ06, CZ16  
User Table, CZ06

Error-Out File

Definition, CZ05  
References, CZ03, CZ05

ESI (End-of-Segment Indicator), CZ34

ETX/ACK Protocol

ATD ROP Mode, CZ05

Exclusive Online Pools, CZ03

EXCPT Operations, CZ41

Execution Command (EC) Files, CZ03, CZ04, CZ15, CZ64, CZ65

Execution Environment, CZ03

Executive

Configuration in DEF-II, CZ47  
Extensions, CZ03  
Functions Summarized, CZ05  
References, CZ01, CZ03, CZ05, CZ16, CZ47, CZ71  
Software, CZ01  
System Messages, CZ16

EXIT and LABL Operations Statements, CZ41

Export, CZ47

Expression

Extended, CZ47

Extended Integer Instruction (EII), CZ38

Extension

Executive, CZ03  
System, CZ02

External File Condition F, CZ41

External Files in Advanced FORTRAN, CZ39

External Indicators, CZ41

External Procedure, CZ39, CZ41

External Switches, CZ34

F

Fetch Overflow, CZ41

FIB (File Information Block), CZ05, CZ06

Field

ATD LPH Field Mode, CZ05  
Data Field Description, CZ65  
Fields as Constituents of Forms, CZ20  
Indicators, CZ41  
Modifying, CZ47  
Moving Fields of Different Data Types, CZ41  
Multiple Matching, CZ41  
Nondisplay, CZ47  
Protected and Unprotected, CZ65  
Record Relation, CZ41

Figurative Constants, CZ34

File

Access Methods in Advanced FORTRAN, CZ39  
BES, CZ34  
Characteristics, CZ34  
Concatenation in File Transmission, CZ59, CZ60  
Concepts, CZ03  
Concurrency, CZ03, CZ06, CZ34  
Control, CZ15  
Control Paragraph in DM6 TP, CZ71  
Conventions, CZ03, CZ05, CZ15  
Copying, CZ05, CZ15  
Creating, CZ05, CZ15, CZ34, CZ40, CZ64  
Creating Magnetic Tape, CZ64  
Definition Paragraph in DM6 TP, CZ71  
Description Form, CZ41  
Direct Access, CZ40  
Dynamic Disk File Creation, CZ19, CZ64  
Files as I/O Devices, CZ40  
Fixed-Relative, CZ19  
Forms, CZ20  
Identification of Physical, CZ34  
Include, CZ40  
Input/Output, CZ34, CZ40  
List, CZ34  
Listing, CZ05, CZ15  
Locating, CZ05, CZ15  
Logical, CZ34  
Management Functions Summarized, CZ05  
Mode in RPG, CZ41  
Nesting Input, CZ64  
Organization, CZ03, CZ19, CZ34, CZ41, CZ59, CZ60, CZ62, 26MJ  
Printing, CZ05, CZ15  
Processing, CZ34  
Protection, CZ03  
Random Access, CZ03, CZ19, CZ40  
Record Blocking for Sequential, CZ34



## File (cont)

- Recovery,, CZ03, CZ05, CZ15
- Relative, CZ03, CZ19, CZ34, CZ41
- Reserving, CZ05
- Restoration, CZ03, CZ05, CZ15
- Save Procedures, CZ05, CZ15
- Save and Restore, CZ03, CZ05
- Section in DM6 TP, CZ71
- Sending a File to Host, CZ62
- Sequential Access, CZ03, CZ19, CZ34, CZ40, CZ41
- Sharing, CZ20
- Source, CZ40
- Structure of Input/Output, CZ34
- Types, CZ03, CZ19, CZ34, CZ40
- User-In, CZ04, CZ34
- User-Out, CZ04, CZ34

File Addition F, CZ41

File Continuation F, CZ41

File Designation F, CZ41

## File Information Block (FIB)

- Formats, CZ05, CZ06
- Generating, CZ05, CZ06
- Macro Calls Used with File Information Block, CZ06
- Use, CZ05

File-Specific Buffer Pools, CZ03

## File System

- Buffering Operations, CZ03
- Functions Summarized, CZ05
- Messages, CZ16
- References, CZ01, CZ03, CZ05, CZ15, CZ16
- Sequencing File System Functions, CZ05
- Software, CZ01, CZ03
- Structures, CZ15

## File Transmission

- Activity Indication Messages, CZ60, 26MJ
- Concatenation in File Transmission, CZ59, CZ60
- Concurrent, CZ59, CZ60, 26MJ
- Mini 6/Level 6 BSC 2780, CZ62
- Mini 6/Level 6/DPS 7/DPS 8 and Other Computers, CZ01, CZ59, CZ60, CZ62, CZ63, CZ64, CZ65, 26MJ
- DSA Mini 6/DPS 8/DPS 7/Mini 6, 14MJ, 15MJ, 16MJ
- File Transmission to IBM Host, CZ62
- IBM Host to Mini 6/Level 6, CZ62
- Internal Message Exchange in File Transmission, CZ59, CZ60, 26MJ
- JCL for Mini 6/Level 6-to-IBM Host, CZ62
- Mini 6 and Mini 6, CZ59
- Mini 6 and DPS 7, 26MJ
- Mini 6 and DPS 8, CZ60
- TRANB, CZ62
- Utility Programs, CZ01, CZ59, CZ60, 26MJ, CZ62, CZ63, CZ64, CZ65

Files Statement in Sort/Merge, CZ18

Filler, CZ34

Find Utility, CZ09

FIPS Leveling, CZ34

Fixed Field, CZ47, CZ73

Fixed Logic Cycle, CZ41

Fixed Platter

Transferring from Removable to Fixed Platter, CZ02

Fixed-Relative File

Deletable Records, CZ19

Fixed-Length Records, CZ19

Format, CZ19

Nondeletable Records, CZ19

Fixed System Area, CZ03

Floatable Overlays, CZ03

Floating Channel Numbers, CZ02

FLR (Fixed-Length Record), CZ19, CZ34

Force Operation, CZ41

Form

Attributes, CZ73

Buffer, CZ73

Creation/Modification, CZ21

Data Record, CZ73

Definition Statements, CZ73

Fields, CZ73

Bull Supplied, CZ20

Identification, CZ73

Layout Worksheet, CZ73

Maintenance, CZ47

Preparation Form, CZ41

Type, CZ41

Use of Form Function, CZ20

Format

Specifier in Advanced FORTRAN, CZ39

Utility, CZ40

Forms

File, CZ20

Mode, CZ71, CZ73

Mode Commands, CZ73

Transfer Utility, CZ21

Forms Length L, CZ41

Forms Positioning H, CZ41

## Forms Processing

- ATD Field Mode, CZ05
- Calls, CZ73
- Configuring Communications Terminals for Forms Processing, CZ02
- Configuring Noncommunications Terminals for Forms Processing, CZ02
- Generalized Forms Processor, CZ10
- References, CZ02, CZ05, CZ10, CZ73
- TPTs, CZ73

## FORTRAN

- Advanced FORTRAN Compared to FORTRAN 77, CZ39
- Compile, Link, Execute Procedures, CZ15
- Compiler, CZ01, CZ15, CZ16, CZ39
- Compiler System Messages, CZ16
- Control Information List, CZ39
- FORTRAN and the Scientific Instruction Processor, CZ38, CZ39
- List-Directed Input/Output, CZ39
- Message Library Call Statements, CZ16
- Program Execution, CZ15
- Program Units, CZ39
- Record Specifier, CZ39
- Runtime Messages, CZ16, CZ39
- Sort Function, CZ18
- Unit Connection, CZ39
- Use of FORTRAN Programs by COBOL, CZ34

## FORTRAN 77

- Comparison of FORTRAN 77 to Advanced FORTRAN, CZ39

## Fragmentation, CZ02

## Function Codes

- Communications, CZ05
- Device Driver, CZ05
- DM6 TP, CZ73
- Monitor Call, CZ06

GCOS Control Records in Remote Batch Facility DPS 8, CZ66

General Utility Software, CZ01, CZ03

Generation

Include Files, CZ71

Statements, CZ71

Global

Definition, CZ40

Symbolic Names, CZ39

System Global Space, CZ03

Glossary

References, CZ02, CZ03

User Registration Terms, CZ02

Graphics, CZ73

Group

Creating Group Request Queues, CZ03

System Space, CZ03

Work Space, CZ03

## H

Half Adjust C, CZ41

### Halt

Halting Terminal Output, CZ04  
Indicator, CZ41  
Startup, CZ02

### Hardware

Assigning Hardware Priority Levels, CZ02  
Characteristics, CZ02  
Registers, CZ38  
Requirements, CZ02  
Simulators, CZ01

Hashing Algorithm, CZ19

HASP Protocol, CZ62

### HASP Workstation Facility

Command Line and Directives, CZ64  
Configuration, CZ64  
Interfacing with a Host System, CZ64  
Messages, CZ64  
References, CZ01, CZ62, CZ64

### Help

Key (Menu Subsystem), CZ10  
Message Numbers, CZ10

### Hexadecimal

Arithmetic Operations, CZ38  
ASCII/Hexidecimal Equivalents, CZ62, CZ65  
Hexadecimal/Binary Conversion, CZ34  
Numbering System, CZ38

Hexadecimal Dump (ZDUMP), CZ15

HMA (High Memory Address), CZ09

Hold File (Error Logging), CZ04

Hollerith-ASCII Code Table, CZ19

Home Directory, CZ04

### Host

2780/3780 Workstation Facility Host Connection (Fig), CZ63  
Communication with Host in Remote Batch Facility/DPS 8, CZ66  
Down Consideration, CZ65  
Establishing Communication with Host, CZ62  
File Transfer from IBM Host to Mini 6 (Fig), CZ62  
File Transfer to IBM Host, CZ62  
IBM Host Configuration Requirement, CZ62  
Interfacing with a Host System, CZ62, CZ63, CZ64, CZ65, CZ66  
JCL for Mini 6-to-IBM Host File Transfer, CZ62  
JCL for IBM Host-to-Mini 6-File Transfer, CZ62

Host (cont)

Receiving a File from Host (Paste Option), CZ62

Sending a File to Host (Cut Option), CZ62

Software Control records in Remote Batch Facility/DPS 8, CZ66

Terminated Communication, CZ66

## I

I-D-S/II (See DM6 I-D-S/II)

IBM (See Host)

Import, CZ47

INCL/OMIT Statement, CZ18

Include Files, CZ72, CZ73

### Index

Alternate, CZ03, CZ06, CZ19

Defective Sector, CZ19

File, CZ03, CZ19, CZ34

### Indexed File

Additional Information Records, CZ19

Calculating Indexed File Size, CZ19

Coarse-Level Index, CZ19

Data CI, CZ19

Fine-Level Index, CZ19

Index CI, CZ19

Index Levels, CZ19

Line-Offset Array, CZ19

Organization, CZ03, CZ19, CZ34

Overflow CI, CZ19

Record Header, CZ19

Record Size, CZ34

References, CZ03, CZ19, CZ34

Relative Indexing, CZ34

Types, CZ19, CZ34

UFAS Indexed Disk File Organization, CZ03

### Indicator

Control Level, CZ41

Field, CZ41

Names, CZ41

Overflow, CZ41

Record, CZ41

### Inhibit

Input Inhibit State, CZ65

Initialization Halt System Messages, CZ16

Initialize Call (ZSSRT), CZ18

In-Line T&V's System Messages, CZ16

## Input

- Chain Operation Statement (Fig), CZ41
- Combining Input Paths, CZ64, CZ66
- Data Specification Format (Fig), CZ41
- Form, CZ41
- Inhibit State, CZ65
- Specification Lines, CZ41
- Table and Array, CZ41

## Input Files

- Multiple, CZ41
- Nesting, CZ64
- Relative, CZ41

## Input Message

- Control Format (Tbl), CZ04
- Format and Use (Tbl), CZ04

## Input/Output

- Asynchronous, CZ05
- COBOL User Application I/O Considerations, CZ65
- File Structure in Advanced COBOL, CZ34
- Lists in Advanced FORTRAN, CZ39
- Physical, CZ05, CZ06
- Processing by ATD LPH, CZ05
- Section in DM6 TP, CZ71
- Statements in Advances FORTRAN, CZ39
- Status Specifier in Advanced FORTRAN, CZ39
- Synchronous, CZ05

## Input/Output Request Block (See IORB)

INSIL (Master File), CZ41

## Installation

- MOD 400 Program Materials and Software, CZ02
- Software Packages on an Existing System, CZ02

Interaction Unit, CZ71

## Interactive

- Definition, CZ40
- System Building Program (M4\_SYSDEF), CZ02

Intermediate Directories, CZ03

Internal Date/Time Format, CZ06

Internal Directories, CZ47

Internal Files, CZ39

Internal Message Exchange in File Transmission, CZ59, CZ60, 26MJ

- Interrupt
- Interrupting (Breaking) a Task, CZ04
- Interrupting Program Execution, CZ15
- Priority Levels, CZ03



Interrupt Save Area (ISA), CZ03

Intratask Communication, CZ03

Intrinsic Functions in Advanced FORTRAN, CZ39

Inverted Print Options, CZ41

IORB (Input/Output Request Block)

Format, CZ05, CZ06

Generating, CZ05

P-Bit, CZ06

Processing by ATD LPH, CZ05

References, CZ05, CZ06

Used by Device Drivers, CZ05

IPL (Bootstrap) Record, CZ19

J

JCL

Mini 6-to-IBM Host File Transfer, CZ62  
IBM Host-to-Mini 6 File Transfer, CZ62

Job

Deck Preparation, CZ66  
Managing Job Streams, CZ66  
References, CZ47, CZ66

Journal File

Creation, CZ03  
Format, CZ19  
References, CZ03, CZ19

K

Key

Field Data Types in Sort/Merge, CZ18  
Limits, CZ41  
Summary, CZ47

Keyboard

Assignment Utility, CZ21  
ATD Block Mode Keyboard Lock, CZ05  
References, CZ05, CZ21, CZ47

Key Field Starting Location F, CZ41

Keys Statement, CZ18

Key Type/Record Address F, CZ41

L

LCT (Line Control Table), CZ09

Lead Task

Activated Lead Task, CZ03

LFN (Logical File Number)

Assigning, CZ06

References, CZ03, CZ06, CZ34

Library

Facility, CZ34

Macrocall Library EXEC\_LIB, CZ20

ZPRT, CZ40

ZXOSRT, CZ20

Line Control Table (LCT), CZ09

Line-Drop Error, CZ09

Line

Characteristics in File Transmission, CZ59, CZ60, 26MJ

Editor, CZ01, CZ05, CZ15

Speed Verification, CZ04

Terminal Line Speed Selection Capability, CZ02

Line Protocol

Handlers, CZ05, CZ65

References, CZ59, CZ60, 26MJ, CZ63, CZ64

Linkage Section in DM6 TP, CZ71

Linker

Associated Overlays, CZ03

Directives, CZ05, CZ15

Files, CZ72

Processing, CZ05, CZ15

References, CZ01, CZ05, CZ15, CZ16, CZ34, CZ39, CZ40, CZ41

System Messages, CZ16

List-Directed Input/Output in Advanced FORTRAN, CZ39

LISTENER

Example of Program Initiation through LISTENET, CZ20

Reference, CZ02, CZ04, CZ20

LISTENUR, CZ02, CZ04

List File, CZ34

List Profile (LP) Command, CZ02

List Profile Utility Subsystem Modules, CZ05

Literal

Literals and Bot Number String, CZ41

References, CZ20, CZ34, CZ36, CZ39, CZ41

LMA (Low Memory Address), CZ09

LNKPPRG Procedure, CZ40

Load Addresses (FIND), CZ09

Loader Symbolic Names, CZ39

Logical Communications System Messages, CZ16

Logical Expression, CZ39

Logical File Number (See LFN)

Logical Resource Number (See LRN)

Logical Resource Table (LRT), CZ06

Login

- LISTENER Component and Login, CZ02
- Login.LISTENET System Messages, CZ16
- Memory Pools for Login Tasks, CZ02
- Procedures, CZ03, CZ04, CZ05, CZ72
- Terminals File, CZ65

LOKUP Operation, CZ41

Longitudinal Redundancy Check (LRC), CZ05

Look Ahead Operation, CZ41

Lowercase

- Use in TCLF, CZ20

Low Memory Address (LMA), CZ09

LRN (Logical Resource Number)

- Assigning, CZ02
- References, CZ02, CZ03, CZ09
- VIP Terminal LRN (Byte 1923), CZ65

LRT (Logical Resource Table), CZ06

M

M4 SYSDEF

Checklist, CZ02  
Invoking, CZ02  
Use, CZ02

Macro Assembly Program (See MAP)

Macro Call

Definition, CZ06  
Display Formatting and Control, CZ21  
List of Macro Calls, CZ06  
Registers Preserved by Macro Calls, CZ06  
Syntax, CZ06  
Use of Assembly Language Macro Calls in TCLF, CZ20

Macro Facility, CZ38

Magnetic Tape

ANSI File Header and Trailer, CZ19  
ANSI Record Formats, CZ19  
ANSI Volume Format, CZ19  
ANSI Volume Header and Trailer, CZ19  
Automatic Volume Recognition, CZ05  
Buffered Operations, CZ03  
Creating a Magnetic Tape Volume, CZ05, CZ15  
Data Transfer, CZ19  
Device Pathname Construction, CZ03  
Driver, CZ05  
EBCDIC File Header and Trailer, CZ19  
EBCDIC Record Formats, CZ19  
EBCDIC Volume Format, CZ19  
EBCDIC Volume Header and Trailer, CZ19  
File, CZ03, CZ05, CZ15, CZ19  
Padding, CZ19  
Unlabeled, CZ19  
Volume Names, CZ03, CZ05

Magnetic Tape File

Conventions, CZ03, CZ05, CZ15  
Names, CZ03, CZ05  
Set Defined, CZ19

Mailboxes, CZ03

Manual Refresh Mode (SCOPE), CZ09

Manuals

Applications Developer's Guide to Manuals, CZ01  
Novice User's Guide to Manuals, CZ01  
Operator's Guide to Manuals, CZ01  
Synopsis, CZ01  
System Builder's Guide to Manuals, CZ01  
System Programmer's Guide to Manuals, CZ01

MAP (Macro Assembly Program)  
References, CZ05, CZ16, CZ38  
System Messages, CZ16  
Use, CZ05

MASOUT Program Specifications (Fig), CZ41

Master File (INSIL) (Fig), CZ41

Master Part File, (PARTFL) (Fig), CZ41

Master Stock File (PRTMAS) (Fig), CZ41

Master Terminal, CZ72

Matching Field Sequence F, CZ41

Matrix Functions for Basic, CZ36

MCS (Message Control System), CZ34

MDUMP Utility, CZ05, CZ15

#### Media

MOD 400 Distribution Media, CZ02

Remote Bulk Media Conversion in Remote Batch Facility/DPS 8, CZ66

#### Memory

Allocation, CZ02, CZ71

Communications Requirements, CZ02

Configuring Memory Save and Autorestart Unit, CZ02

Dumps, CZ05, CZ15, CZ38

Formulas for Calculating File Memory Space, CZ02

Guidelines for Estimating Memory Pool Requirements, CZ02

Layout, CZ03

Management and Protection, CZ03

Manager System Messages, CZ16

Pool, CZ02, CZ03, CZ09, CZ20

Requirements for System Control Structures, CZ02

Requirements in Sort/Merge, CZ18

Usage, CZ02, CZ03, CZ34

#### Memory Pool

Configuration in DEF-II, CZ47

Contained, CZ03

Exclusive, CZ03

Memory Pools for Login tasks, CZ02

Protected, CZ03

References, CZ02, CZ03, CZ09, CZ20, CZ47

Sharing, CZ03

Unprivileged, CZ03

## Menu

- Accessing the Menu Subsystem, CZ10
- Maintenance, CZ10
- Processor, CZ10
- Reference, CZ10, CZ16, CZ47
- Subsystem System Messages, CZ16

Menu/Data Region (Menu Sub-system), CZ10

## Merge

- Debug Mode, CZ18
- INCL/OMIT Statement, CZ18
- Keys Statement, CZ18
- References, CZ18, CZ34
- Report, CZ18
- Utility, CZ18

## Message

- Chaining, CZ04
- Control System, CZ34
- Facility, CZ03
- Management in DM6 TP, CZ71
- Message and Presentation Services Manager System Messages, CZ16
- Region (Menu Subsystem), CZ10
- Separators in DM6 TP, CZ71
- Standard Messages for Programs' Use, CZ16

## Message Facility

- Command Interface, CZ03
- Macro Call Interface, CZ03

## Message Group

- Control Request Block Format, CZ06
- Definition, CZ06
- Initialization Request Block Format, CZ06
- Recovery Request Block Format, CZ06
- Request Block Formats, CZ05

## Message Library

- Assignment, CZ06
- Different Languages, CZ16
- Multiple, CZ16
- Pathname, CZ02, CZ16
- References, CZ02, CZ06, CZ16
- Specifying a New Message Library, CZ16
- Updating, CZ16

## Message Mode

- Subroutines, CZ71
- TPR Statements, CZ71

Method of Processing F, CZ41

Migration Information, CZ47

## MLCP (Multiline Communications Processor)

- Channel Numbers, CZ02
- Dumps, CZ05, CZ09
- References, CZ02, CZ05



ML Directive, CZ16

MOD 10/11 Check Digits, CZ47

MOD 400  
Distribution Media, CZ02  
Program Materials and Software Installation, CZ02

Mode Changing, CZ47

Modem Types  
Selection, CZ02  
Standard Modem Types, CZ02

Modification  
Directives, CZ72  
Language, CZ72

Modification to F Specification (Fig), CZ41

Monitor Call  
Definition, CZ06  
Function Codes Listed, CZ06

MSD as I/O File, CZ34

Multiblock transmission  
BSC LPH, CZ05

Multibound Unit Defined, CZ06

Multileaving Protocol  
Bull-Supplied BSC, CZ64

Multiline Communications processor (See MLCP)

Multiple Files Program Logic Summary, CZ41

Multipool Memory Protection, CZ03

Multiuser Debugger  
Directives, CZ15  
Numeric Mode, CZ05  
Processing, CZ15  
Symbolic Multiuser Debugger, CZ15  
System Messages, CZ16

Multiuser Group, CZ47

Multiuser Profile, CZ02

Multivolume Disk File  
References, CZ03, CZ04, CZ19  
Set Defined, CZ19

Multivolume Disk Set  
Online, CZ19  
Serial, CZ19

Multivolume File

Online, CZ03

Serial, CZ03

Multivolume Set

Online, CZ03

References, CZ03, CZ19

Serial, CZ03

MVR Operation, CZ41

## N

Name C Indicator, CZ41

Name E, CZ41

Namelist, CZ20

Name O, CZ41

Naming Conventions, CZ03

Negative Fields, CZ41

Network Control and Administration (NCC 6)  
Operation, 9784

AUPI Operation, 9924

Reference Card, 9941

VIDSA Operation, 9765

Network Processing, CZ15

Noncontiguous Elementary items, CZ34

Nondisplay Fields, CZ47

Nonexclusive Online Pools, CZ03

Nonexecutable Statements, CZ39

Nonfloatable Overlays, CZ03

Nonlogin Terminal, CZ04

Not C, CZ41

Not I, CZ41

Not O, CZ41

Novice User's Guide to Manuals, CZ01

0

OAT (Overlay Area Table), CZ06, CZ71

Object

Time Package, CZ71

Unit, CZ41

Object Output Option H, CZ41

OIM (Operator Interface Manager)

Log, CZ04

System Messages, CZ16

Online Multivolume File, CZ03

Online Multivolume Set, CZ03

Online Pool, CZ03

Operation

Buffered Read and Write, CZ03

Disk Buffered, CZ03

File System Buffering, CZ03

Magnetic Tape Buffered, CZ03

Record, CZ34

Unit Record and terminal Buffered, CZ03

Operation C, CZ41

Operator

Assigned Access, CZ03

Directives, CZ71, CZ72

Terminal procedures, CZ02, CZ04

Operator Interface Manager (See OIM)

Operator's Guide to Manuals, CZ01

Operator Terminal

Characteristics, CZ02

Configuration, CZ02

System Configured without Operator terminal, CZ02

OPSTATS Utility, CZ47

Optimizing Processing, CZ02

Option I, CZ41

Optional RE Section Statistics, CZ02

Organization

Disk File, CZ03, CZ19

File, CZ03, CZ19, CZ34, CZ41, CZ59, CZ60, 26MJ, CZ62

Tape File, CZ03, CZ19

TRANB File, CZ62

UFAS Dynamic Disk File, CZ03, CZ19

Organization (cont)

UFAS Indexed Disk File, CZ03, CZ19  
UFAS Random Disk File, CZ03, CZ19  
UFAS Relative Disk File, CZ03, CZ19  
UFAS Sequential Disk File, CZ03, CZ19

OR Lines (C:7 and C:8), CZ47

Output

Field Line Descriptor (Fig), CZ41  
Specifications Forms (Fig), CZ41  
Time Selection, CZ41

Overflow

Fetch Overflow, CZ41  
Indicators, CZ41

Overflow Line L, CZ41

Overflow O, CZ41

Overlay

Area, CZ06, CZ47, CZ71  
Description of Overlay Area, CZ06  
Floatable, CZ03  
Linker Associated, CZ03  
Nonfloatable, CZ03  
References, CZ02, CZ03, CZ06, CZ34, CZ47, CZ71  
Segmented Bound Unit, CZ03  
System, CZ02

Overlay Area Table (OAT), CZ06, CZ71

## P

Pacing Rate, CZ04

Packed/Binary E, CZ41

Packed/Binary I, CZ41

Packed/Binary O, CZ41

Parameter, CZ03

Parameter Block

Format, CZ05, CZ06

Use, CZ05

Parameter Card, CZ66

Parity Error Check, CZ05

PARTFL (Master Part File), CZ41

Pascal

Compiler, CZ01, CZ16, CZ40

Compiler and Runtime System Messages, CZ16

Standard Pascal, CZ40

Paste Option

Receiving a File from Host (Paste Option), CZ62

Patch

System Messages, CZ16

Utility, CZ01, CZ05, CZ15

Utility Directives, CZ05, CZ15

Pathname

Absolute, CZ03, CZ05, CZ15

Disk Device pathname Construction, CZ03, CZ05, CZ15

Magnetic Tape Device Pathname Construction, CZ03, CZ05, CZ15

Magnetic Tape, CZ05, CZ15

Message Library, CZ02, CZ16

References, CZ03, CZ05, CZ15, CZ16, CZ36

Relative, CZ03, CZ05, CZ15

Simple, CZ05, CZ15

Symbols, CZ03, CZ05, CZ15

P-Bit, CZ06

Peripheral Devices, CZ02, CZ03, CZ05

PF/3271 (Programmable Facility/3271)

References, CZ01, CZ21, CZ65

User Application programmatic Interface (Display Formatting and Control), CZ21

Physical Input/Output  
References, CZ01, CZ05, CZ06, CZ16  
System Messages, CZ16

Picture Symbols, CZ73

Platter  
Transferring from Removable to Fixed Platter, CZ02

Pointer  
Current Record, CZ34  
User, CZ41

Polled VIP Emulator Configuration, CZ02

Polling Terminals by STD LPH, CZ05

Pool  
Contained Memory, CZ03  
Exclusive and Nonexclusive Sets, CZ03  
Memory Pool Attributes and Task Group Execution, CZ03  
Online, CZ03  
Protected Memory, CZ03  
Serial-Usage Memory, CZ03  
Swap, CZ03  
System Pool Area, CZ03  
Types of Buffer, CZ03  
Unprivileged Memory, CZ03

Power-Resumption Facility  
Configuration, CZ02  
Implementing, CZ03  
References, CZ02, CZ03, CZ04, CZ05

Preemptive Data Write  
ATD Block Mode, CZ05

Print  
Control Byte, CZ05  
Creating Print and Punch Request Mailboxes, CZ03  
Creating the Print and Punch Daemon, CZ03  
Deferring Print and Punch requests, CZ03  
Queuing Print and Punch Request, CZ03

Print/Punch Request, CZ03, CZ04

Printer  
Control Byte, CZ05, CZ19, CZ20  
Driver, CZ05  
Interruptable, CZ63  
Printer as Output File, CZ34

Printing  
Deferred, CZ03, CZ04, CZ05, CZ15  
References, CZ03, CZ04, CZ05, CZ15, CZ34, CZ47, CZ63

Priority Levels  
Assigning Hardware, CZ02  
Assigning to Application Tasks, CZ03

Priority Levels (cont)

Assigning to Devices and System Tasks, CZ02, CZ03  
Control, CZ03  
Interrupt, CZ03  
Processing, CZ03

Private Buffer Pools, CZ03, CZ04

Procedure Division, CZ34, CZ71, CZ73

Processing

Deferred Processing, CZ03, CZ04

Processor

Generalized Forms, CZ10  
TCL, CZ20

Profile

Modifying Sections of a User's profile, CZ02, CZ05  
Listing the SECTION\_IDS of a User's profile, CZ02  
Specifying SECTION\_IDS of a User's Profile, CZ02

Profiler, CZ40

Profiles File

References, CZ02, CZ05  
Subsystem Records, CZ05

Program

Development Software, CZ03  
Execution, CZ15  
Interface, CZ65  
Units, CZ39

Programmable Facility/3271 (See PF/3271)

PROGS Directory, CZ20

Protection

Disk File, CZ03  
Memory management and Protection, CZ03  
Memory Pools, CZ03  
Segment Ring, CZ03  
Shared File (Record Locking), CZ03  
String, CZ03

Protocol

BSC, CZ62  
HASP, CZ62  
Line, CZ05, CZ65

PRTMAS (Master Stock File), CZ41

Pseudoterminals, CZ71

Public Buffer Pools, CZ03, CZ04



Punch

Creating Print and Punch Request Mailboxes, CZ03

Creating the Print and Punch Daemon, CZ03

Deferring Print and Punch Requests, CZ03

Queuing Print and Punch Requests, CZ03

PVE Line Protocol handler, CZ05

Q

QLTs (Quality Logic Tests), CZ09

Quarantine Unit

Definition, CZ06

References, CZ06, CZ71

Queuing

Group requests, CZ03

Print and Punch Requests, CZ03

Report Requests, CZ03

Questar/T

Auxiliary Component Central, 10MJ

R

Radix-40 Namist in an Assembly Language Program, CZ21

Random Access

Definition, CZ40

Random File

Additional Information record, CZ19

Calc record, CZ19

Creating a Random File, CZ19

Data CI, CZ19

Format, CZ19

Inventory CI, CZ19

Record Header, CZ19

UFAS Random Disk File Organization, CZ03

Raw File (Error Logging), CZ02, CZ04

RBFB (Remote batch Facility/DPS 8/DPS 7) (cont)

DSA MIni 6/DPS 8/DPS 7, 11MJ, 12MJ

Combining Input Paths, CZ66, 27MJ

Communication with Host, CZ66, 27MJ

References, CZ01, CZ66, 27MJ

Remote Bulk Media Conversion in Remote Batch, CZ66, 27MJ

Transparent Binary transmission, CZ66, 27MJ

RBMC (Remote Bulk Media Conversion), CZ66, 27MJ

RBT (Remote Batch Terminal), CZ66, 27MJ

RCT (Resource Control table), CZ06

RCW (Record Control Word), CZ19

RDW (Record Descriptor Word), CZ19

RE Section Statistics

Optional RE Section Statistics, CZ02

Read Operations

Buffered, CZ03

Realms, CZ52

Reboot Configuration, CZ02

Receive Channel Table (RCH), CZ09

Receive facilities in DM 6 TP, CZ71

Receive-Only Printer (ROP)

ATD LPH ROP Support, CZ05

Configuration, CZ02, CZ05

STD LPH ROP Support, CZ05

Receiving Files/Messages, CZ04

Record

- Addition Output, CZ41
- (Data) Compression/Expansion, CZ64
- Fixed Length, CZ19, CZ34
- Identification and Sequence Checking, CZ41
- Identifying Indicator, CZ41
- Length Determination, CZ34
- Length Determination, CZ34
- Length Limits for Devices (Tbl), CZ41
- Locking, CZ02, CZ06, CZ20
- Logical, CZ34
- Relationships in COBOL and in I-D-S/II, CZ53
- Selection in Sort/Merge, CZ18
- Spanned, CZ34
- Specifier in Advanced FORTRAN, CZ39
- Statistics in DEF-II, CZ47
- Type Checking, CZ41
- Unit Value and Default record Size for Devices, CZ02
- Varibale-Length, CZ34

Record Control Word (RCW), CZ19

Record Descriptor Word (RDW), CZ19

Recovery

- Backup and Recovery Facilities, CZ03, CZ05, CZ15
- File, CZ03, CZ05, CZ15
- Procedures in DM6 TP, CZ71, CZ72
- Recovering after System Failure, CZ03

Redirecting Output, CZ04

Reentrant Assembly Language Program, CZ38

Reentrant Bound Unit, CZ03

Register

- \$B, CZ20
- \$R, CZ20
- Hardware, CZ38
- Used by Macro Calls, CZ06

Registration

- Controlling User Access in User Registration Systems, CZ02
- Glossary of User Registration Terms, CZ02
- User, CZ02, CZ03

Relation Indicators, CZ41

Relational Characters, CZ34

Relational Expressions, CZ39

Relative File

- Creating, CZ19
- Fixed-Length records, CZ19
- Format, CZ19
- Operations on Relative Files, CZ34

Relative File (cont)

Organization, CZ03, CZ34, CZ41  
Record Header, CZ19  
Record Size, CZ34  
References, CZ03, CZ19, CZ34, CZ41  
Types, CZ19, CZ34  
Variable-Length Records, CZ19

Relative Key

Defined, CZ19

Relative Pathname, CZ03

Release Record Call (ZSREL/ZRELD), CZ18

Remote Batch Facility.DPS 8/DPS 7 (See RBF)

Remote Batch Terminal, CZ66

Remote Bulk Media Conversion (RBMC), CZ66

Remote Computer Interface Configuration, CZ02

Removable Platter

Transferring from Removable to Fixed Platter, CZ02  
Replug Facility, CZ09

Report

Creating Report Queues, CZ03  
Queue, CZ03, CZ20  
Queuing and Transcribing, CZ03

Request

Creating Group Request Queues, CZ03  
Removing, CZ04

Request Block

Formats, CZ05, CZ06  
Message Group Control Request Block in TCLF, CZ20  
Offset Tags, CZ05  
References, CZ03, CZ05, CZ06, CZ20

Resequencing Lines in BASIC, CZ15

Resident Code

Required for System Components, CZ02  
Requirements for Communications Modules, CZ02

Resident Overlays, CZ02

RESOLA, CZ02, CZ47

Resource Control Table (RCT), CZ06

Response Time, CZ04

Restart

Ccheckpoint, CZ03, CZ05, CZ15  
Procedures in DM6 TP, CZ71  
Processing, CZ03  
Requesting, CZ05  
Restart after System Failure, CZ04  
Sort/merge, CZ18

Restore

Disk File Save and Restore, CZ03

Result Field C, CZ41

Resulting Indicators, CZ41

Return Codes

3DMM, CZ21  
Callable Sort, CZ18  
Return/Function Codes - Bytes 1920 and 1021, CZ65

Return Record Call (ZSRETD), CZ18

Reverse Interrupt (RVI)

BSC LPH, CZ05

Ring Protection, CZ03

RLABL Operations Statement (Fig), CZ41

Rollback

References, CZ03, CZ05, CZ15, CZ34  
Requesting, CZ03

Root Directory

Defined, CZ19  
References, CZ03, CZ05, CZ15, CZ19  
System, CZ03  
User, CZ03

ROP (Receive-Only Printer), CZ02, CZ05

RPG

Auto Report, CZ41  
Compiler System Messages, CZ16  
File Translation, CZ41  
LOKUP Operation, CZ41  
MVR Operation, CZ41  
Object Program Routine System Messages, CZ16  
Time Arrays, CZ41

Runtime

Definition, CZ40

## S

- Save/Restore Facility, CZ05, CZ15
- Schema Device/Media Control Language, CZ52
- Scientific Instruction Processor (See SIP)
- SCORPEO (Screen Editor), CZ01, CZ15
- Screen
  - Editor, Directives, CZ15
  - From, CZ20
  - Management Support Routines and BASIC, CZ36
- Screen Image Buffer (SIB), CZ65
- Screen Image Data Area (SIDA), CZ65
- SCW (Segment Control Word), CZ19
- SDW (Segment Descriptor Word), CZ19
- Search Rules
  - Loading Bound Units (Search Rules), CZ03
- SECTION IDs
  - Specifying, CZ02
- Segment
  - Allocating and Deallocating Segments and Bound Units, CZ03
  - Ring Protection, CZ03
  - Swappable Segments, CZ03
- Segment Control Word (SCW), CZ19
- Segment Descriptor Word (SDW), CZ19
- Segmentation, CZ34
- Segmented Bound Units, CZ03
- Selection
  - Menu, CZ10
  - Vector, CZ73
- Self-Indexing Page Reference (Fig), CZ41
- Semaphore
  - Function System Messages, CZ16
  - Operation, CZ06
  - References, CZ03, CZ05, CZ06, CZ16
  - Request Block Format, CZ05, CZ06
- Send Facilities, CZ71
- Sending Files/Messages, CZ04

Sequence  
Record Type and Sequence, CZ41

Sequence Check E  
Table/Array Sequence Check E, CZ41

Sequence I, CZ41

Sequential File  
Output File, CZ41  
Record Blocking, CZ19, CZ34  
Record Size, CZ19, CZ34  
References, CZ03, CZ19, CZ34, CZ40, CZ41  
Types, CZ19, CZ34

Sequential File (Disk)  
Creating, CZ19  
Format, CZ19  
Logical Record Header, CZ19  
UFAS Organization, CZ03

Sequential File (Tape), CZ19

Serial Multivolumes Files, CZ03

Serial Multivolume Sets, CZ03

Serial-Usage Memory Pools, CZ03

Service  
Calls, CZ71

Set  
Identifiers, CZ47  
Multivolume, CZ03  
Online Multivolume, CZ03  
Serial Multivolume, CZ03

SETLL Operation, CZ41

Setting Indicators, CZ41

Sharable Bound Units, CZ03

SIB (Screen Image Buffer), CZ65

SIDA (Screen Image Data Area), CZ65

Sign-Off Key (Menu Subsystem), CZ10

Sign-On Card, CZ62

Silent Writes, CZ04

Simple Key  
Definition, CZ19



## Simulator

Commercial processor, CZ34, CZ38, CZ41  
Double-Precision SIP (DSIP), CZ38, CZ39  
Single-Precision SIP (SSIP), CZ38, CZ39

Single User (\$D) Debugger, CZ05

## SIP (Scientific Instruction Processor)

Double-Precision SIP (DSIP) Simulator, CZ38, CZ39  
Single-Precision SIP (SSIP) Simulator, CZ38, CZ39

Skip Options, CZ41

Slave Tasks, CZ71

## SNA

Administration, CR57  
Interactive Facility, CR58  
File Transmission, CR60  
Host System Programming, GB88  
Remote Job Entry, CR59

## Software

Characteristics, CZ02  
Installing Software packages on an Existing System, CZ02  
Listing of Software Device IDs, CZ06  
MOD 400 Program Materials and Software Installation, CZ02

## Software/Manual Directory

Release 0120/0122 of MOD 400, CZ01  
Release 2.0 of MOD 400, CZ01  
Release 2.1 of MOD 200, CZ01  
Release 3.0 of MOD 400, CZ01

Software/Manual Matrix, CZ01

## Sort

Description, CZ18  
Error Messages, CZ16, CZ18  
Record Selection, CZ18  
Utility, CZ18, CZ34, CZ38, CZ39

## Sort/Merge

References, CZ01, CZ16, CZ18, CZ34, CZ38, CZ39  
System Messages, CZ16

## Sort Subroutine Call

Dope Vectors, CZ18  
Error Messages, CZ16, CZ18  
Key Field Data Types, CZ18  
Return Codes, CZ18

Spaces in Command Lines, CZ03

Space/Skip 0, CZ41

## Spawn Group Command

Example of Program Initiation by Spawn Group Command, CZ20

SPDN Interface, 25MJ

Specification

Lines, CZ41

Statements, CZ39

Split Control Fields, CZ41

SPR (Spanned Records), CZ34

SQRT Operation, CZ41

SSIP (Single Precision SIP Simulator), CZ38, CZ39

Stack

Run-Time, CZ40

User Stack Segment, CZ03

Standard Form Input in Advanced FORTRAN, CZ39

Standard Pascal, CZ40

Starname Convention in DEF-II, CZ47

Startup

Halts, CZ02, CZ04

Procedures, CZ02, CZ04

Startup with a Specialized Volume, CZ02

Startup with the Supplied Volume, CZ02

START\_UP.EC File

References, CZ03, CZ04, CZ15, CZ64, CZ65

Sample File for HASP (Fig), CZ64

Statement Labels in Advanced FORTRAN, CZ39

Statistics

Buffer Pool, CZ03

Displaying and Resetting User, CZ02

Fiel, CZ72

Optional RE Section, CZ02

Status

Codes, CZ20

File, CZ71, CZ72

Line, CZ47

Message, CZ64

Region (Menu Subsystem), CZ10

STD Line Protocol Hanfler, CZ05

Storage Devices

Access Time, CZ19

Capacity, CZ19

Relative Advantages, CZ19

Storage Management Fucntion Summarized, CZ05

Stream Mode  
ATD LPH, CZ05

Strings  
Active Strings and Active Functions, CZ03  
Protected, CZ03

STTY Command  
Using, CZ05

Subroutine  
Block, CZ41  
References, CZ36, CZ39, CZ41

Subschema  
Linking in DM6 TP, CZ71  
References, CZ34, CZ52, CZ53, CZ71, CZ72  
Section in DM6 TP, CZ71

Subscripting, CZ34, CZ36, CZ39, CZ40, CZ41

Substring, CZ39

Subsystem  
Declaring, CZ02  
Deleting, CZ02  
Switcher, CZ04

Summary LOGOUT, CZ71

Supervisory Messages  
ATD Block Mode, CZ05  
ATD LPH, CZ05  
STD LPH, CZ05

Swappable Segments, CZ03

Swap Pool  
Configuration, CZ02  
References, CZ02, CZ03

Switch  
Break, CZ34  
Continue, CZ34  
Debugging, CZ34  
Settings, CZ47

Symbolic Names in Advanced FORTRAN, CZ39

SYS Directive, CZ02, CZ47

SYSIN, CZ34

SYSOUT, CZ34

## System

- Access, CZ03
- Builder's Guide to Manuals, CZ01
- Building, CZ01, CZ02
- Characteristics, CZ03
- Command System Messages, CZ16
- Component Codes, CZ16
- Configuration and Environment Definition, CZ03
- Control of Task Groups, CZ03
- Control Software, CZ01, CZ03
- Execution of System Commands in TCLF, CZ20
- Extensions, CZ02
- Global Space, CZ03
- Interaction with User Tasks, CZ03
- Messages, CZ16
- Overlays, CZ02
- Programmer's Guide to Manuals, CZ01
- Recovery Procedures, CZ15
- Root Directory, CZ03, CZ19
- Services and Assembly Language, CZ38
- Startup, CZ02, CZ04
- Task Group, CZ03
- Trap Handler, CZ03, CZ05, CZ06, CZ16, CZ72

System Control Facility (SCF), CZ02, CZ04

System Maintenance Facility, CZ01

System Names, CZ34

## T

### Table

- Ascending, CZ41
- Handling, CZ34
- Multidimensional, CZ34
- One-Dimensional, CZ34
- Table/array Sequence, CZ41

Tag Operation Statement (Fig), CZ41

### Tape File

- Creating a Magnetic, CZ64
- Tape (as I/O File), CZ34

### Tape Processing

- Automatic Tape Volume Recognition, CZ03
- Magnetic Tape Buffered Operations, CZ03
- Magnetic Tape File Conventions, CZ03
- Tape File Organization, CZ03

### Task

- Address Space, CZ03
- Application task LRNs, CZ03
- Characteristics of Task Groups and Tasks, CZ03
- Handling, CZ03
- Manager, CZ06
- Priority Level Assignments for Tasks and Devices, CZ03
- References, CZ03, CZ06
- Requests, CZ03
- Task and Resource Coordination, CZ03

### Task Group

- Application Design Benefits of Use, CZ03
- Characteristics of task Groups and Tasks, CZ03
- Considerations in DEF-II, CZ47

Task Request Block (See TRB)

TCL (Transaction Control Language), CZ01, CZ10, CZ16, CZ20

TCLF (Transaction Control Language Facility), CZ01, CZ10, CZ16, CZ20

TDS Section, CZ71

### Temporary Work File

- Allocation, CZ34
- Sort Temporary Work File, CZ18

Temps, CZ34

### Terminal

- Access Procedures, CZ15
- Automatic Terminal Reconnect Configuration, CZ02
- Connecting to System, CZ05
- Dialup, CZ05
- Format Files and BASIC, CZ36
- Identifications - Bytes 1922 and 1923, CZ65

Terminal (cont)

- Independence, CZ65
- Line Speed Selection Capability, CZ02
- Master, CZ72
- Switch Settings, CZ47
- Type Specification, CZ65

Terminal File, CZ02

Termination

- Premature termination in File Transmission, CZ66
- Terminating Communications in File transmission, CZ59, CZ60, 26MJ, CZ62

Text Delay

- BSC LPH temporary Text Delay, CZ05

Time Operation, CZ41

Timeslicing

- Configuring Timeslicing, CZ02
- References, CZ02, CZ03

Total Block, CZ41

TPR

- Compilation, CZ72
- Linking, CZ72

Trail Verify, CZ47

TRANB

- Command, CZ62
- File Organization, CZ62
- File Transmission Facility (TRANB), CZ62

TRAN Commands in File Transmission, CZ59, CZ60, 26MJ, CZ62

Transaction

- Concurrency, CZ71
- Control Paragraph, CZ71
- Descriptor, CZ20
- Execution, CZ20
- Priority, CZ71
- Processing, CZ20, CZ71
- Section in DM6 TP, CZ71
- Termination, CZ20

Transaction Control Language (TCL)

- Compiler System Messages, CZ16
- Processor System Messages, CZ16
- References, CZ01, CZ10, CZ16, CZ20

Transaction Control Language Facility (TCLF), CZ01, CZ10, CZ16, CZ20

Transaction Programs

- Examples, CZ20
- Execution, CZ20

TRANS Directory, CZ20

Transmission

Data, CZ59, CZ60, Z6MJ  
Purge Consideration, CZ65  
Transparent, CZ63  
Transparent Binary, CZ66

Transmit Channel, CZ09

Transmit Channel Table (TCH), CZ09

Transparent Binary Transmission, CZ66

Trap

Commercial Processor, CZ38  
Scientific Processor, CZ38  
Types, CZ05  
Unavailable Resource Trap (DCP and SCOPE Utilities), CZ

Trap Handler

Error Messages, CZ16  
System-Supplied, CZ05  
Trap 49, CZ06  
User-Written, CZ05

Trap-Handling

Mechanism, CZ05  
References, CZ03, CZ05, CZ06, CZ16, CZ72  
User Routines, CZ06

Trap Save Area (TSA), CZ05

Trase

Communications Utility, CZ09  
Interactive Directives, CZ09  
Queue,, CZ09

TRB (Task Request Block)

Format, CZ05, CZ06  
References, CZ05, CZ06  
Using a Task Request Block, CZ06  
Truth Tables, CZ36

TTY

ATD LPH TTY Mode, CZ05  
Line Protocol Handler, CZ05

TX-Storage Area, CZ71

## U

UDD Directory, CZ20

### UFAS File Organization

Dynamic Disk, CZ03, CZ19  
Indexed Disk, CZ03, CZ19  
Random Disk, , CZ03, CZ19  
Relative Disk, CZ03, CZ19  
Sequential Disk, CZ03, CZ19

UFF (Unified File Format), CZ34

### Underscore Character

Use in TCLF, CZ20

Unformatted Input/Output, CZ39

Unformatted Record, CZ39

Unified File Format (UFF), CZ34

### Unit

Connection, CZ39  
Record Device File Conventions, CZ05  
Specifier, CZ39

Unplug Utility, CZ09

Unprintable Character H, CZ41

Unprivileged Memory Pool, CZ03

UPF (User Productivity Facility), CZ01, CZ10

UPIA (User Program Interface Area), CZ65

### Uppercase

Use in TCLF, CZ20

### UR238

Edited Field, CZ41

### User

Controlling User Access in User Registration Systems, CZ02  
Pointer, CZ41  
Productivity Facility, CZ01, CZ10  
Registration, CZ02, CZ03, CZ06  
Statistics File, CZ71

User Program Interface Area (UPIA), CZ65

### User Work Area

References, CZ34, CZ52, CZ53, CZ72  
Use of I-D/II User Work Area in DM6 TP, CZ72

### User IDs

Specifying, CZ02



User-In File, CZ03, CZ05, CZ34

User-Out File, CZ03, CZ05, CZ34

User's Profile

Listing the SECTION\_IDs, CZ02

Modifying, CZ02

Specifying SECTION\_IDs, CZ02

Utility

Programs System Messages, CZ16

Software, CZ01, CZ03

UWA (User Work Area), CZ34, CZ52, CZ53, CZ72

V

Validity Check

File Identification in File Transmission between Mini 6 and DPS 7, 26MJ

Variable Field, CZ47, CZ73

VDAM

Terminal Control request Block, CZ21

Terminal Initialization request Block, CZ21

VFORMS, CZ21

Videotex 08MJ

Viewing Forms, CZ47

VIP

Terminal LRN (Byte 1923), CZ65

7200,7300, and 7800 Front Panel Settings (Tbl), CZ65

7200,7300, and 7800 Rear Panel Control Settings (Tbl), CZ65

Virtual Array Files, CZ36

VLR (Variable-Length records), CZ34

Volume Control, CZ04

## W

### Wait List

- Format, CZ05, CZ06
- Generating, CZ06
- Use, CZ05

### Work Area

- User Work Area (UWA), CZ34, CZ52, CZ53, CZ72

### Workfiles

- Sort Workfiles, CZ18

### Working Directory

- Changing, CZ05
- References, CZ03, CZ05

### Working-Storage Section, CZ34, CZ71

### Work Space

- Group Work Space, CZ03

### Workstation

- 2780/3780 BSC Workstation Facility, CZ01, CZ63
- Configuring, CZ47
- Facility Capabilities, CZ64

### Write Operations

- Buffered, CZ03
- Silent Writes, CZ04

X

XFOOT Operation, CZ41

X25 Interface, 09MJ

Z

Z-ADD Operation, CZ41

ZDEUTIL, CZ47

Zone

Screen Zone, CZ20

Z-SUB Operation, CZ41

ZSCOMM, CZ18

1

2

3

4

Vos remarques sur ce document / Technical publications remarks form

Titre / Title \_\_\_\_\_  
MINI 6 GCOS 6 MOD 400 Guide to Software Documentation

N° Référence / Reference No \_\_\_\_\_  
69 A2 CZ01 REVO

Date / Dated \_\_\_\_\_  
May 1985

ERREURS DETECTEES / ERRORS IN PUBLICATION

Empty box for reporting errors in publication.

AMELIORATIONS SUGGEREES / SUGGESTIONS FOR IMPROVEMENT TO PUBLICATION

Empty box for suggesting improvements to the publication.

166P

- ▶ Vos remarques et suggestions seront attentivement examinées  
Si vous désirez une réponse écrite, veuillez indiquer ci-après votre adresse postale complète
- ▶ Your comments will be promptly investigated by qualified technical personnel and action will be taken as required  
If you require a written reply, furnish your complete mailing address below

NOM/NAME \_\_\_\_\_  
SOCIETE/COMPANY \_\_\_\_\_  
ADRESSE/ADDRESS \_\_\_\_\_  
\_\_\_\_\_

DATE \_\_\_\_\_

- Remettez cet imprimé à un responsable BULL ou envoyez le directement à
- Please give this technical publications remarks form to your BULL representative or mail to

**BULL**  
**CEDOC-CELOG**  
BP 110 Parc Industriel d'Incarville  
27100 VAL DE REUIL . FRANCE

